

LinkedIn ATS Integrations

Connect LinkedIn Recruiter & Jobs to Greenhouse

Discover a simplified, insights-driven workflow that helps you engage more qualified candidates faster.




Table of Contents

Benefits	3
Packages.....	4
Integration availability	5
Recruiter System Connect (RSC).....	6
Unified Search	10
Recommended Matches	11
ATS-Enabled Reporting	12
Apply Connect	15
Optional step	16

Spend more time on people, not process.

Discover the one integration suite that can save your team time so you can focus on what matters most — hiring the right people.



Save time

Quickly access all the information you need without switching between platforms.



Hire qualified candidates

Attract the most qualified candidates and move them through the hiring funnel faster.



Make informed decisions

Strengthen your hiring strategy with relevant candidate insights and data-driven reports.

Pricing: LinkedIn ATS Integrations are provided by LinkedIn at no additional cost if you hold a full Recruiter seat. Some ATS providers may charge a fee for certain integrations.

Integrations for all of your hiring needs

LinkedIn ATS Integrations help you stay efficient at every stage of the hiring process.



Sourcing package

Work seamlessly across Recruiter and your ATS to find qualified candidates faster.

Recruiter System Connect

Connect your ATS to LinkedIn Recruiter to access information when and where you need it, without having to switch between platforms.

Unified Search

Search and message candidates across both your ATS and the LinkedIn network directly from your ATS.

Recommended Matches

Discover candidate recommendations based on job descriptions you post in your ATS.



Reporting package

Understand your sourcing and hiring activities across your entire funnel.

ATS-Enabled Reporting

Gain insight across your end-to-end hiring funnel to optimize where you spend your time and to understand the value of all your sources, including LinkedIn.



Apply package

Streamline the job posting and application processes so you can focus on the most qualified candidates.

Apply Connect

Attract more applicants with a seamless candidate experience and real-time job postings, then use insights to evaluate applicants in your ATS.

Apply with LinkedIn

Let candidates apply to jobs on your career site using their LinkedIn profile information.

Whatever stage your candidates are at, LinkedIn ATS Integrations can move them through the funnel faster with these packaged solutions.

Sourcing package

Recruiter System Connect – [Get started](#) ↓

- ✓ Identify which candidates are already in your ATS when searching in Recruiter
- ✓ Filter LinkedIn searches by existing ATS candidates
- ✓ Access ATS candidate history and status on Recruiter profiles
- ✓ Export limited LinkedIn profiles to your ATS
- ✓ View real-time LinkedIn profile information for candidates in your ATS
- ✓ Send messages and view LinkedIn Notes and InMail from within your ATS

Unified Search – [Get started](#) ↓

- ✗ Search candidates across both your ATS and the LinkedIn network directly from your ATS

Recommended Matches – [Get started](#) ↓

- ✗ Get LinkedIn candidate recommendations for jobs in your ATS

Reporting package

ATS-Enabled Reporting – [Get started](#) ↓

- ✓ Optimize your strategy with full-funnel activity insights from the Hiring Funnel Report
- ✓ Evaluate different candidate sources with the Source Report
- ✓ Understand the impact of your LinkedIn activity with LinkedIn Touch Attribution
- ✓ Use industry benchmarks to compare against industry peers

Apply package

Apply Connect – *Coming soon!*

- ✗ Post jobs from your ATS to LinkedIn in real time
- ✗ Allow candidates to apply to jobs from any device without leaving LinkedIn
- ✗ Get applications from LinkedIn delivered directly to your ATS
- ✗ Incorporate screening questions from your ATS into your LinkedIn applications
- ✗ View real-time LinkedIn profiles and applicant insights in your ATS
- ✗ Receive LinkedIn skills data about applicants
- ✗ Send application status updates to candidates with automated notifications

Apply with LinkedIn

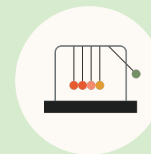
- ✓ Let candidates apply to jobs on your career site using their LinkedIn profile information

Sourcing package

Recruiter System Connect (RSC)

Connect your ATS with LinkedIn Recruiter to access candidate information, boost collaboration, and view more applicant data in both Recruiter and Greenhouse without having to switch between platforms.

- Get the same candidate data in both Recruiter and Greenhouse, saving you time and keeping you up to date wherever you're working
- View a candidate's LinkedIn profile with Greenhouse and easily see which candidates are already in Greenhouse from Recruiter
- See all Recruiter notes and InMail messages in Greenhouse for a complete view of your candidate interactions
- Automatically create or update a profile within Greenhouse when a candidate responds to an InMail message
- Activate RSC to pave a path for easier activation of other powerful LinkedIn ATS Integrations



Save time now that you're connected



Connect at no additional cost



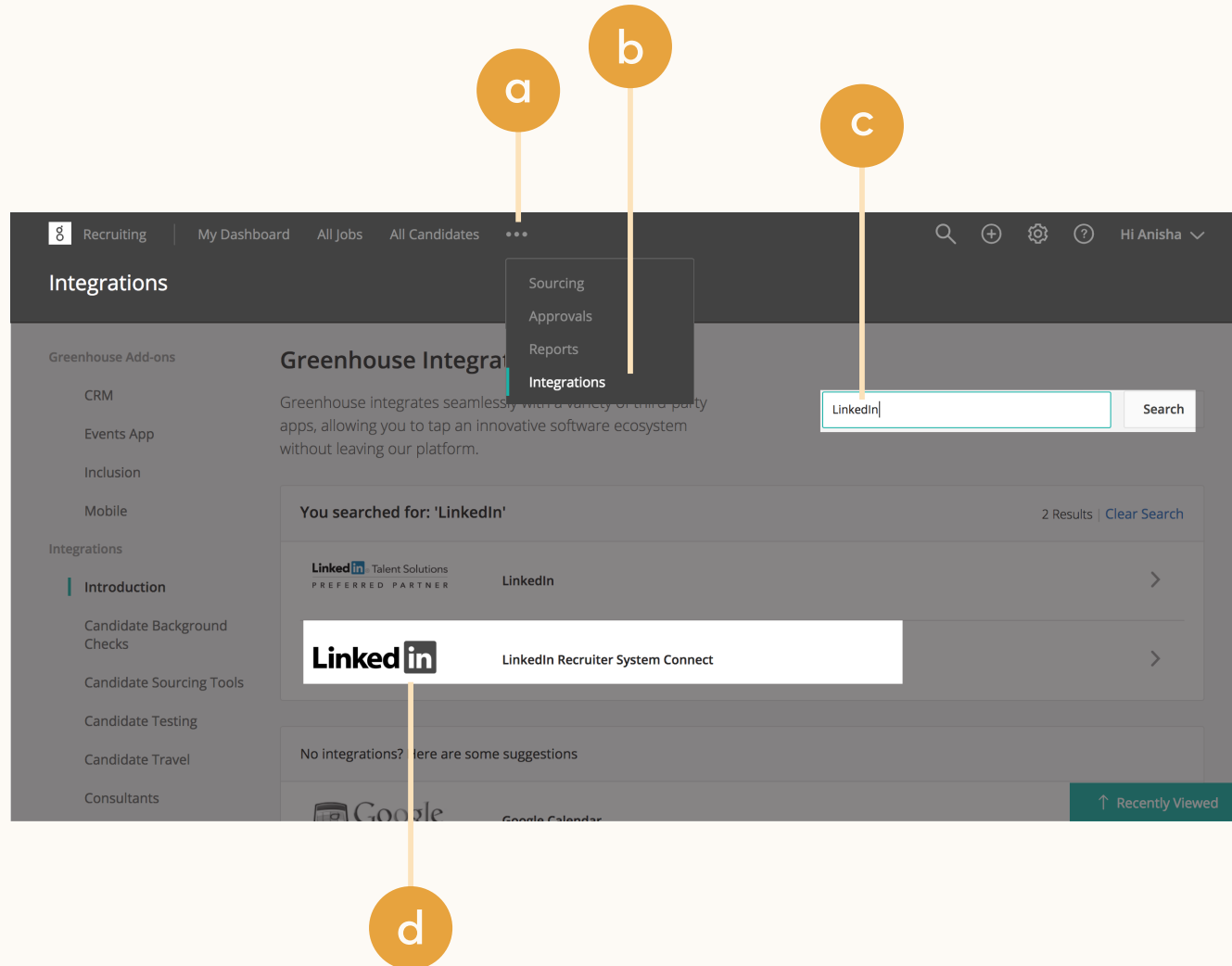
RSC is secure and GDPR compliant



Easy setup for Admins

Step 1 of 3 Activate RSC in Greenhouse.

- a Click the ellipsis in your navigation bar.
- b Select **“Integrations”** from the dropdown menu.
- c Use the provided search bar to search for **“LinkedIn.”**
- d Click **“LinkedIn Recruiter System Connect”** in the results list.



Step 2 of 3 Set up integration in Greenhouse.*

- a Admins can request to activate integrations all at once — across all packages — inside the onboarding widget.**

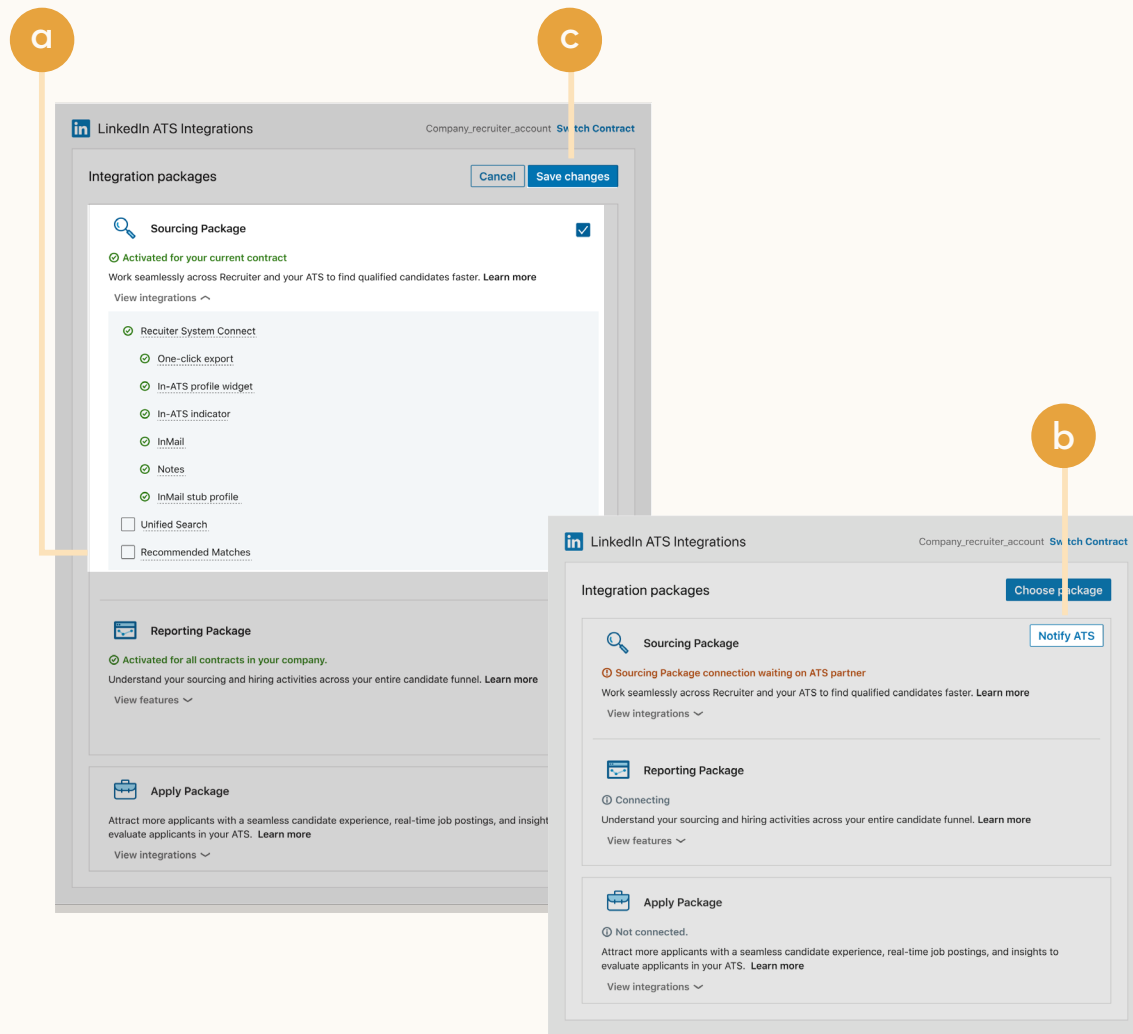
Please note: Default access level is contract level for sourcing packages versus company level for reporting and applicant management packages.

- b (Optional) Connection not moving fast enough? Nudge partners with a notification.

- c Click **“Save changes”** to confirm integration activation. Your integrations will be turned on at this point.

*Check with your ATS to ensure all features are enabled for you.

**If an integration package or feature is grayed out, it's either because your ATS is not offering it at this time or you don't have the permission to adjust this package. Check with your ATS to ensure all features are enabled for you or to request an integration.



Step 3 of 3

Connect individual Greenhouse user accounts to LinkedIn Recruiter.

- a Click on your profile name in the upper right-hand corner of Greenhouse.
- b Select **“Account Settings”** in the dropdown menu.
- c Navigate to **“LinkedIn Recruiter System Connect”** and click **“Connect”** from Account Settings page.
- d Click **“Allow”** if the information is correct.

The screenshot shows the LinkedIn Recruiter interface. In the top right corner, the user's profile name 'Hi Anisha' is visible. A dropdown menu is open, showing options: 'Account Settings', 'Internal Job Board', 'Sign Out', and 'Onboarding'. The 'Account Settings' option is highlighted with a callout 'b'. Below the dropdown, there are social media connection options for Twitter, Facebook, and LinkedIn. A dialog box titled 'LinkedIn Recruiter System Connect' is displayed in the foreground, with a 'Connect' button highlighted by a callout 'c'. The dialog box contains the following text: 'Greenhouse - LinkedIn Marketing Sandbox would like to: Use your basic profile including your name, photo, headline, and current positions. You can stop this sync in your LinkedIn settings. Greenhouse - LinkedIn Marketing Sandbox terms apply. Learn more.' Below this text are 'Cancel' and 'Allow' buttons, with the 'Allow' button highlighted by a callout 'd'. At the bottom of the dialog box, there are links for 'Privacy Policy' and 'User Agreement'. The background interface shows various settings and permissions sections like 'Daily interview reminder email', 'Daily recruiting email', 'Email Permissions', and 'Your Permissions'.

d

c

Sourcing package

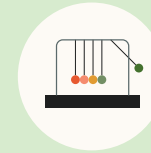
Unified Search

Save time by searching and sourcing from Greenhouse and LinkedIn simultaneously. Access Greenhouse candidate records not found on LinkedIn and explore LinkedIn outside your ATS, covering all your bases. Save candidates to a job and send InMail messages without leaving Greenhouse.

Note: You must activate [Recruiter System Connect \(RSC\)](#) to integrate Unified Search.

✘ This integration currently isn't available with Greenhouse.

Want this integration? Reach out to your Greenhouse rep. Or, you can [let us know](#) you're interested in this integration.



Save time with less searching



Find candidates across networks



Engage directly from Greenhouse

Sourcing package

Recommended Matches

Let LinkedIn do the work for you. Discover candidate recommendations based on job descriptions you post in your ATS. Save your favorite candidates, send them InMail messages, and easily archive candidates from your ATS. Matches continually improve with each use.

Note: You must activate [Recruiter System Connect \(RSC\)](#) to integrate Recommended Matches.

✘ This integration currently isn't available with Greenhouse.

Want this integration? Reach out to your Greenhouse rep. Or, you can [let us know](#) you're interested in this integration.



Get automatic recommendations



Discover qualified candidates faster



Engage directly from Greenhouse

Reporting package

ATS-Enabled Reporting

Gain insight across your end-to-end hiring funnel to optimize where you spend your time and understand the value of all your sources, including LinkedIn. This integration is available for any customer who has activated RSC.



Gain more actionable insights



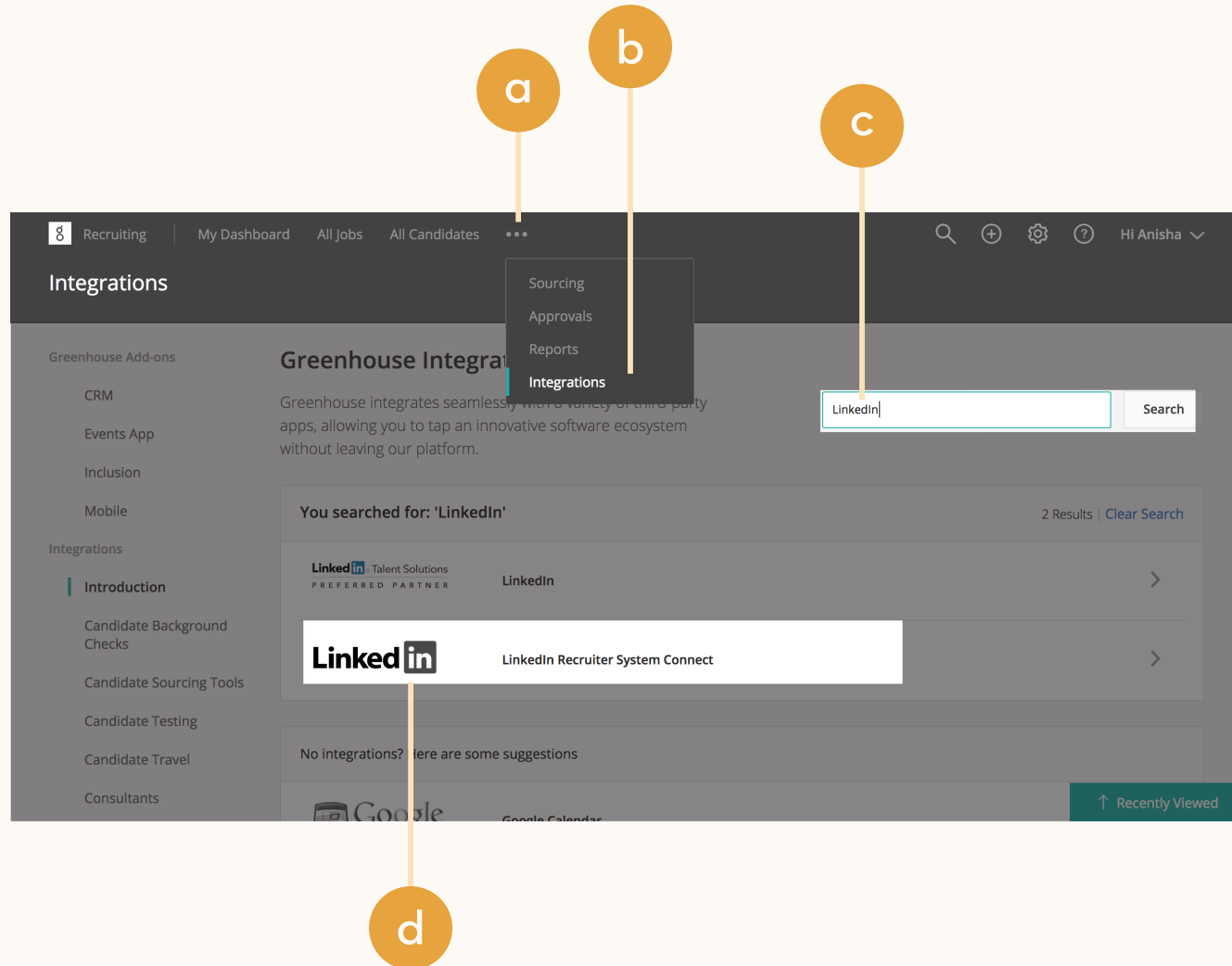
Discover valuable sources



Make more informed decisions

Step 1 of 2 Set up ATS-Enabled Reporting in Greenhouse.

- a Click the ellipsis in your navigation bar.
- b Select “Integrations” from the dropdown menu.
- c Use the provided search bar to search for “LinkedIn.”
- d Click “LinkedIn Recruiter System Connect” in the results list.



Step 2 of 2 Set up ATS-Enabled Reporting in Greenhouse.

- a You'll see the onboarding widget. Then select the **“Reporting Package”** to activate ATS-Enabled Reporting.
- b Click **“Save changes”** to confirm integration activation. Your integration will be turned on at this point.

The screenshot displays the 'LinkedIn ATS Integrations' interface. At the top right, it shows 'Company_recruiter_account' and a 'Switch Contract' button. Below this is a 'Save changes' button, which is highlighted with an orange circle labeled 'b'. The main content area is titled 'Integration packages' and contains three items:

- Sourcing Package**: Includes a magnifying glass icon, a checkmark, and the text 'Activated for your current contract'. Below it, it says 'Work seamlessly across Recruiter and your ATS to find qualified candidates faster. Learn more' and 'View integrations' with a dropdown arrow.
- Reporting Package**: Includes a document icon, a checkmark, and the text 'Activated for all contracts in your company.'. Below it, it says 'Understand your sourcing and hiring activities across your entire candidate funnel. Learn more' and 'View features' with a dropdown arrow. This item is highlighted with an orange circle labeled 'a'.
- Apply Package**: Includes a briefcase icon, an unchecked checkbox, and the text 'Attract more applicants with a seamless candidate experience, real-time job postings, and insights to evaluate applicants in your ATS. Learn more' and 'View integrations' with a dropdown arrow.

Apply package

Apply Connect

Optimize your candidate experience and encourage more job seekers to easily apply. Post your roles in real-time to LinkedIn from Greenhouse and leverage dynamic LinkedIn profile and application data in Greenhouse including relevant skills based on the job. Enable applicant notifications to send application status updates automatically to candidates across key stages in the application cycle.

Coming soon!



Get dynamic LinkedIn Profile information



Find qualified applicants faster



Reduce candidate drop-off

Optional step Adjust your access settings in Recruiter.

- a Open your LinkedIn Recruiter Admin account in a new tab.
- b Scroll down to your Greenhouse section.
- c Connect “**Contract Level Access**”, “**Company Level Access**”, or both by selecting “**On**” for the desired access.
- d Activate 1 click export to quickly transfer simple candidate information to your ATS.
- e Activate the InMail Stub Profile API to create or update profiles in your ATS when a candidate consents to share their contact information with your company via InMail.

The screenshot displays the LinkedIn Recruiter Admin interface for a Greenhouse account. The top navigation bar includes 'Recruiter', 'Projects', 'Jobs', and 'Reports', along with a search bar and user profile. The left sidebar lists 'Company Settings', 'Recruiting Settings', and 'Advanced' settings, with 'ATS integration' selected under 'Advanced'. The main content area shows 'ATS Integration' settings for Greenhouse (Application ID: 01234567). It includes sections for 'Contract Level Access', 'Company Level Access', and 'RSC advanced settings'. The 'RSC advanced settings' section contains three toggle switches: '1 click export' (set to On), 'Inmail stub profile API' (set to On), and another toggle (set to Off). Callout boxes 'a' through 'e' are overlaid on the interface to indicate specific steps: 'a' points to the top navigation bar, 'b' points to the Greenhouse section header, 'c' points to the 'Contract Level Access' and 'Company Level Access' toggle switches, 'd' points to the '1 click export' toggle switch, and 'e' points to the 'Inmail stub profile API' toggle switch.

Additional resources

Get help setting up and using LinkedIn ATS Integrations at your organization.

Email support

Email us at LTSATSIntegrations@LinkedIn.com for general support and answers.

Request an integration

Want an integration that isn't available yet? Reach out to a Greenhouse representative or complete the [form](#).

