

LinkedIn ATS Integrations

# Connect LinkedIn Recruiter & Jobs to JobScore

Discover a simplified, insights-driven workflow that helps you engage more qualified candidates faster.




# Table of Contents

Benefits .....	3
Packages.....	4
Integration availability .....	5
Recruiter System Connect (RSC).....	6
Optional step.....	8
Unified Search .....	9
Recommended Matches .....	11
ATS-Enabled Reporting .....	13
Apply Connect.....	15

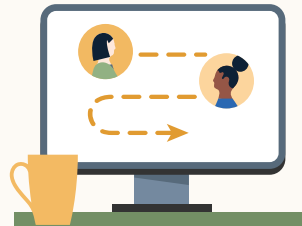
# Spend more time on people, not process.

Discover the one integration suite that can save your team time so you can focus on what matters most — hiring the right people.



## Save time

Quickly access all the information you need without switching between platforms.



## Hire qualified candidates

Attract the most qualified candidates and move them through the hiring funnel faster.



## Make informed decisions

Strengthen your hiring strategy with relevant candidate insights and data-driven reports.

**Pricing:** LinkedIn ATS Integrations are provided by LinkedIn at no additional cost if you hold a full Recruiter seat. Some ATS providers may charge a fee for certain integrations.

# Integrations for all of your hiring needs

LinkedIn ATS Integrations help you stay efficient at every stage of the hiring process.



## Sourcing package

Work seamlessly across Recruiter and your ATS to find qualified candidates faster.

### Recruiter System Connect

Connect your ATS to LinkedIn Recruiter to access information when and where you need it, without having to switch between platforms.

### Unified Search

Search and message candidates across both your ATS and the LinkedIn network directly from your ATS.

### Recommended Matches

Discover candidate recommendations based on job descriptions you post in your ATS.



## Reporting package

Understand your sourcing and hiring activities across your entire funnel.

### ATS-Enabled Reporting

Gain insight across your end-to-end hiring funnel to optimize where you spend your time and to understand the value of all your sources, including LinkedIn.



## Apply package

Streamline the job posting and application processes so you can focus on the most qualified candidates.

### Apply Connect

Attract more applicants with a seamless candidate experience and real-time job postings, then use insights to evaluate applicants in your ATS.

### Apply with LinkedIn

Let candidates apply to jobs on your career site using their LinkedIn profile information.

Whatever stage your candidates are at, LinkedIn ATS Integrations can move them through the funnel faster with these packaged solutions.

## Sourcing package

### Recruiter System Connect – [Learn more](#) ↓

- ✓ Identify which candidates are already in your ATS when searching in Recruiter
- ✓ Filter LinkedIn searches by existing ATS candidates
- ✓ Access ATS candidate history and status on Recruiter profiles
- ✓ Export limited LinkedIn profiles to your ATS
- ✓ View real-time LinkedIn profile information for candidates in your ATS
- ✓ Send messages and view LinkedIn Notes and InMail from within your ATS

### Unified Search – [Learn more](#) ↓

- ✓ Search candidates across both your ATS and the LinkedIn network directly from your ATS

### Recommended Matches – [Learn more](#) ↓

- ✓ Get LinkedIn candidate recommendations for jobs in your ATS

## Reporting package

### ATS-Enabled Reporting – [Learn more](#) ↓

- ✓ Optimize your strategy with full-funnel activity insights from the Hiring Funnel Report
- ✓ Evaluate different candidate sources with the Source Report
- ✓ Understand the impact of your LinkedIn activity with LinkedIn Touch Attribution
- ✓ Use industry benchmarks to compare against industry peers

## Apply package

### Apply Connect – [Learn more](#) ↓

- ✓ Post jobs from your ATS to LinkedIn in real time
- ✓ Allow candidates to apply to jobs from any device without leaving LinkedIn
- ✓ Get applications from LinkedIn delivered directly to your ATS
- ✓ Incorporate screening questions from your ATS into your LinkedIn applications
- ✓ View real-time LinkedIn profiles and applicant insights in your ATS
- ✓ Receive LinkedIn skills data about applicants
- ✓ Send application status updates to candidates with automated notifications

### Apply with LinkedIn

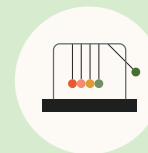
- ✓ Let candidates apply to jobs on your career site using their LinkedIn profile information

Sourcing package

# Recruiter System Connect (RSC)

Connect your ATS with LinkedIn Recruiter to access candidate information, boost collaboration, and view more applicant data in both Recruiter and JobScore without having to switch between platforms.

- Get the same candidate data in both Recruiter and JobScore, saving you time and keeping you up to date wherever you're working
- View a candidate's LinkedIn profile with JobScore and easily see which candidates are already in JobScore from Recruiter
- See all Recruiter notes and InMail messages in JobScore for a complete view of your candidate interactions
- Automatically create or update a profile within JobScore when a candidate responds to an InMail message
- Activate RSC to pave a path for easier activation of other powerful LinkedIn ATS Integrations



Save time now that you're connected



Connect at no additional cost



RSC is secure and GDPR compliant



Easy setup for administrators

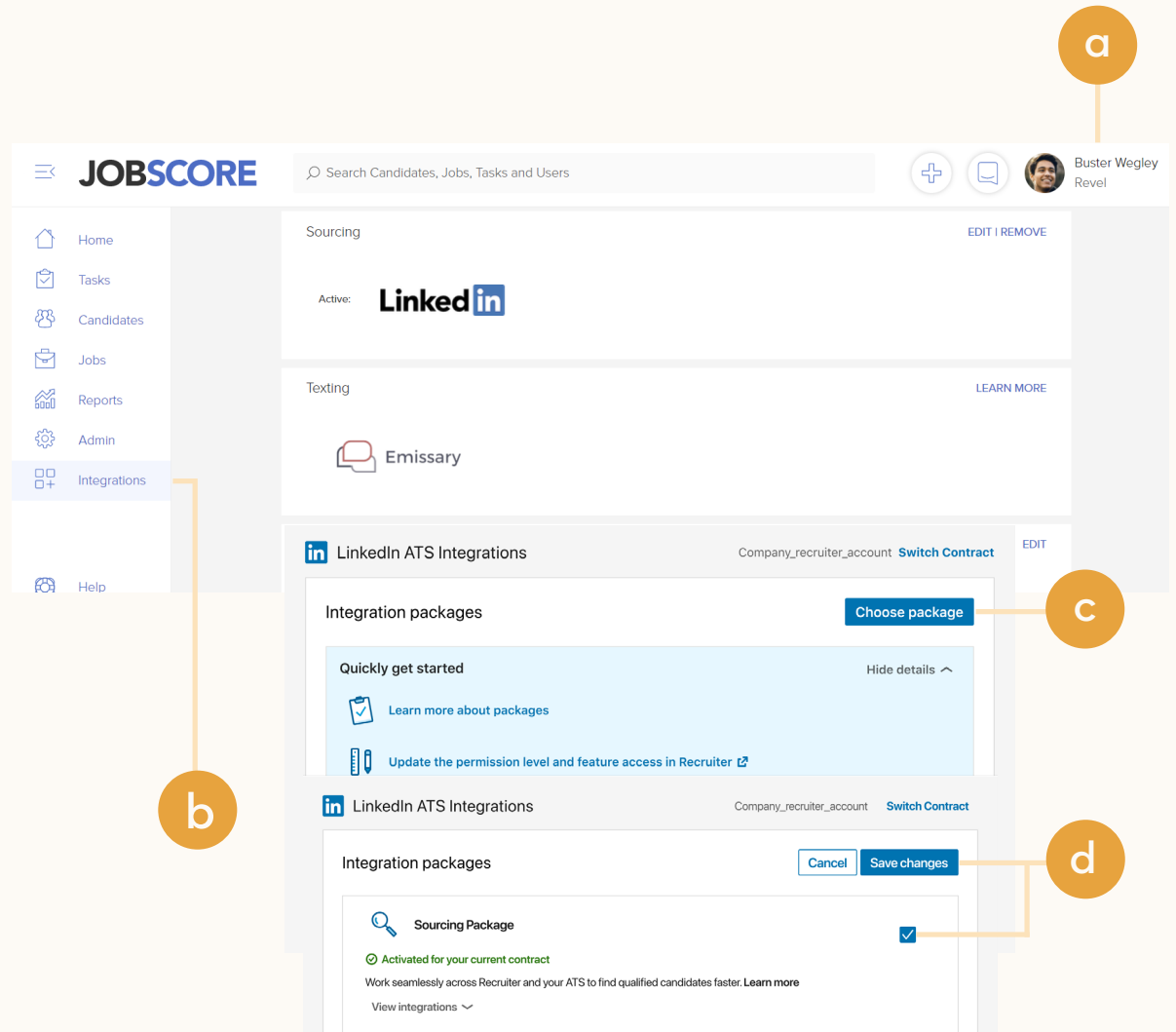
# How to activate Recruiter System Connect

- a Sign in to your JobScore account.
- b Select the **“Integrations”** tab and then click the **“ACTIVATE”** link in the sourcing area.
- c In the LinkedIn ATS Integrations widget click **“Choose package.”**
- d Check the box in the **“Sourcing Package”** area, then click **“Save changes.”**

This will start synchronizing your data, which normally takes around 30 minutes, but it can take longer for accounts with a large number of candidate records.

You can only use the integration when the sync is complete, but you’re free to navigate away from the page.

Only users with JobScore Owner or Admin user access can access the page with the LinkedIn onboarding widget.



## Optional step Adjust your access settings in Recruiter.

- a Open your LinkedIn Recruiter Admin account in a new tab.
- b Scroll down to your JobScore section.
- c Connect “**Contract Level Access,**” “**Company Level Access,**” or both by clicking “**On**” for the desired access.
- d Activate 1-click export to quickly transfer simple candidate information to your ATS.
- e Activate the InMail Stub Profile API to create or update profiles in your ATS when a candidate consents to share their contact information with your company via InMail.

The screenshot shows the LinkedIn Recruiter Admin interface for JobScore integration. The left sidebar contains navigation options: Company Settings (Usage overview, Job posting, Preferences), Recruiting Settings (Tags, Custom fields, Message templates, Custom pipeline), and Advanced (ATS integration). The main content area is titled 'ATS Integration' and shows settings for JobScore (Application ID: 01234567). The settings are organized into sections: 'Contract Level Access' (On/Off), 'Company Level Access' (On/Off), and 'RSC advanced settings' (1 click export, Inmail stub profile API). Callouts 'a' and 'b' point to the top navigation bar. Callouts 'c' and 'e' point to the 'Contract Level Access' and 'Company Level Access' toggle switches, respectively. Callouts 'd' and 'e' point to the '1 click export' and 'Inmail stub profile API' toggle switches, respectively.



Sourcing package

# Unified Search

Save time by searching and sourcing from JobScore and LinkedIn simultaneously. Access JobScore candidate records not found on LinkedIn and explore LinkedIn outside your ATS, covering all your bases. Save candidates to a job and send InMail messages without leaving JobScore.

**Note:** You must activate [Recruiter System Connect \(RSC\)](#) to integrate Unified Search.



Save time with less searching



Find candidates across networks



Engage directly from JobScore

The screenshot displays the JobScore unified search interface. At the top, there is a search bar with the text "Search Candidates, Jobs, Tasks and Users" and a user profile for Joe Saluzki, Revel. The left sidebar contains filter sections: "Spotlights" with an "Open to work" checkbox; "Locations" with "San Francisco, California, United Stat..."; "Current job titles" with "recruitment consultant"; "Keywords" with "sarah reed"; and "Jobscore Development (Jobscore - Revel TN)" with an "Only candidates in my ATS" checkbox. An "Apply filters" button is at the bottom of the sidebar. The main content area shows "0 non-LinkedIn members matched in your ATS" and "1 matches on LinkedIn". The profile for Sarah Reed is displayed, including her photo, name, title "Helping companies simplify their recruiting", location "San Francisco, California, United States", and education "University of California, Berkeley, Haas School of Business, Bachelor of Business Administration - BBA · 2007 – 2010". It also shows "8 connections" and "1 Profile" in the ATS. Action buttons for "Send InMail" and "Save to job" are visible.

Sourcing package

# How to activate Unified Search

**Important:** You must activate [Recruiter System Connect \(RSC\)](#) to integrate Unified Search.

- a Sign in to JobScore and visit the [LinkedIn Integrations page](#).
- b Inside the LinkedIn ATS Integrations widget, click **“Choose package.”**
- c In the sourcing package area select the box for **“Unified Search.”**
- d Click **“Save changes”** to activate the integration.

Only users with JobScore Owner or Admin user access can access the page with the LinkedIn onboarding widget.

The screenshot shows the JobScore user interface. At the top, the user is logged in as Buster Wegley Revel. The main navigation menu on the left includes Home, Tasks, Candidates, Jobs, Reports, Admin, and Integrations. The Integrations page displays two active packages: LinkedIn (Sourcing) and Emissary (Texting). Below this, the 'Integration packages' section is expanded to show the configuration for the Sourcing Package. A 'Choose package' button is highlighted. In the Sourcing Package configuration, the 'Unified Search' checkbox is checked, and the 'Save changes' button is highlighted. A 'Quickly get started' panel is also visible at the bottom right of the configuration area.

Sourcing package

# Recommended Matches

Let LinkedIn do the work for you. Discover candidate recommendations based on job descriptions you post in your ATS. Save your favorite candidates, send them InMail messages, and easily archive candidates from your ATS. Matches continually improve with each use.

**Note:** You must activate [Recruiter System Connect \(RSC\)](#) to integrate Recommended Matches.



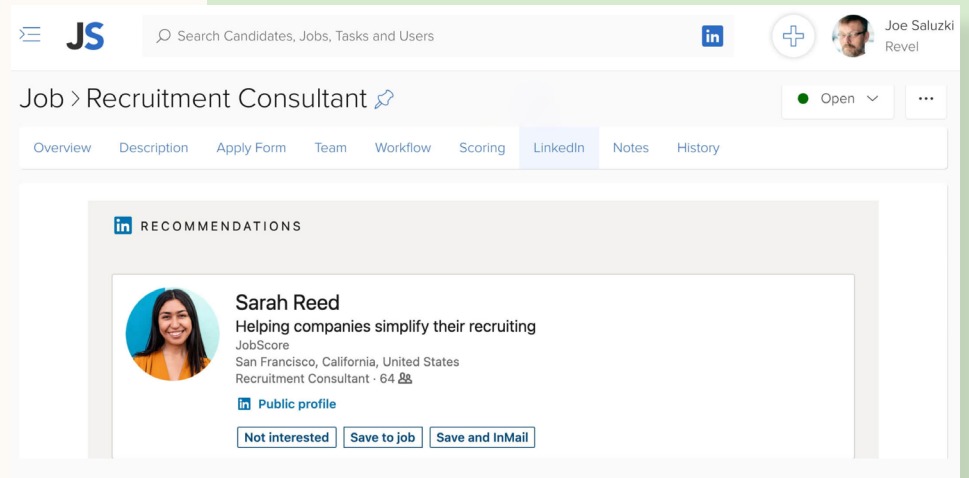
Get automatic recommendations



Discover qualified candidates faster



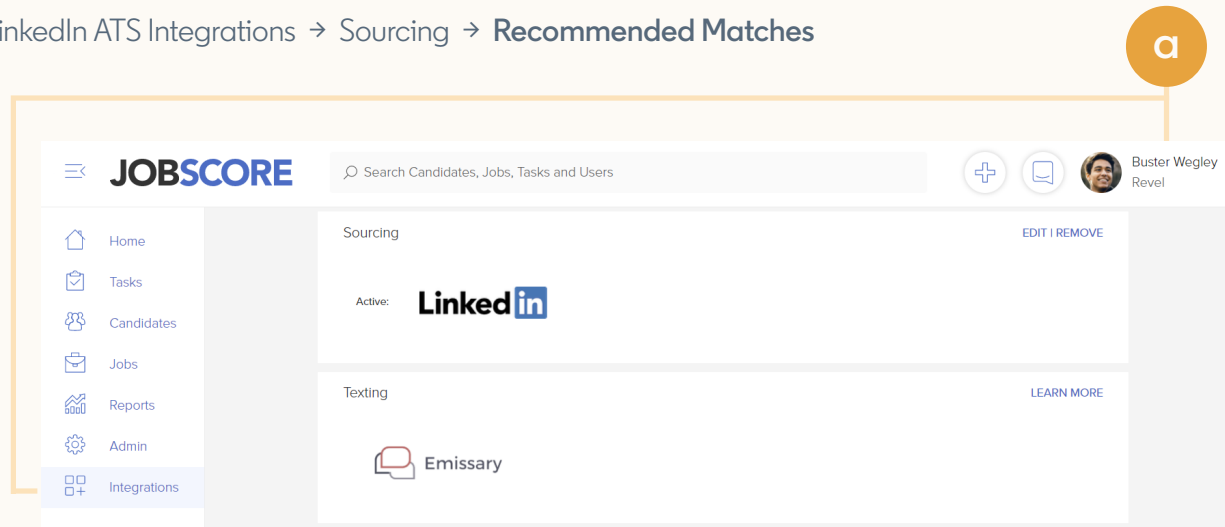
Engage directly from JobScore



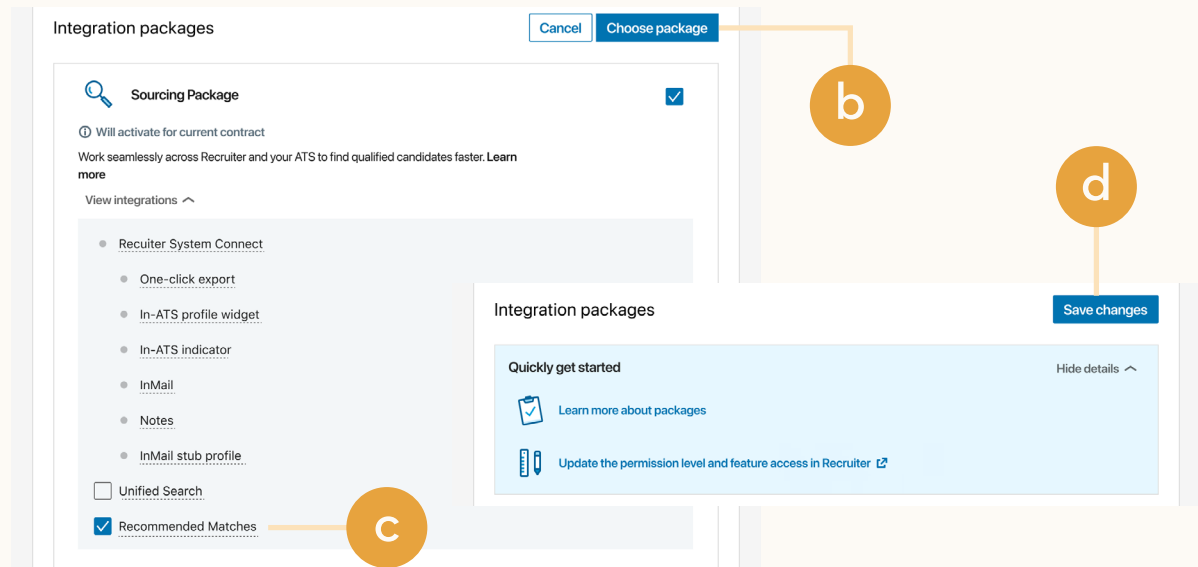
Sourcing package

# How to activate Recommended Matches

**Important:** You must activate [Recruiter System Connect \(RSC\)](#) and synchronize your data to activate Recommended Matches.



- a Sing in to JobScore and visit the [LinkedIn Integrations page](#).
- b Inside the LinkedIn ATS Integrations widget, click **“Choose Package.”**
- c In the sourcing package area check the box for **“Recommended matches.”**
- d Hit the save **“Save changes”** button to activate the integration.



If an integration package or feature is grayed out, it's because you don't have the permission to adjust this package.

Reporting package

# ATS-Enabled Reporting

Gain insight across your end-to-end hiring funnel to optimize where you spend your time and understand the value of all your sources, including LinkedIn. This integration is available for any customer who has activated RSC.



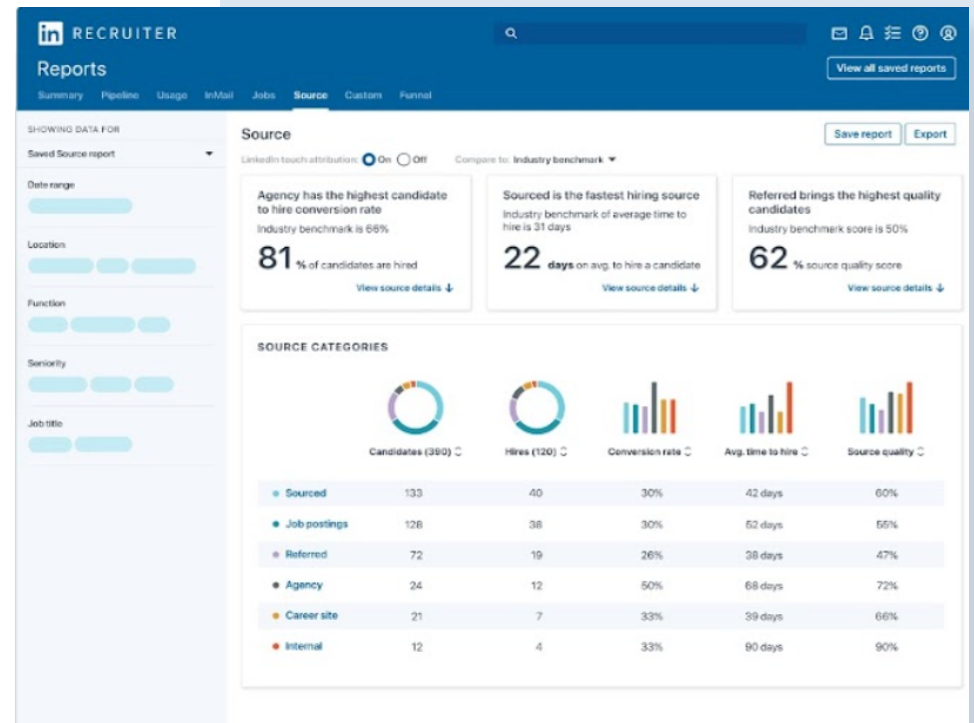
Gain more actionable insights



Discover valuable sources



Make more informed decisions



# How to activate ATS-Enabled Reporting

**Important:** You must activate [Recruiter System Connect \(RSC\)](#) and synchronize your data to activate ATS-Enabled Reporting

- a Sign in to JobScore and visit the [LinkedIn Integrations page](#).
- b Inside the LinkedIn ATS integrations widget, click **“Choose Package.”**
- c Check the box for **“Reporting Package.”**
- d Hit the save **“Save changes”** to activate the integration.

If an integration package or feature is grayed out, it's because you don't have the permission to adjust this package.

The screenshot shows the JobScore interface with the LinkedIn ATS Integrations widget. The widget is titled "LinkedIn ATS Integrations" and includes a "Choose package" button. A modal window titled "Integration packages" is open, showing two packages: "Sourcing Package" and "Reporting Package". The "Reporting Package" is selected, and the "Save changes" button is highlighted. The "Reporting Package" section includes a checkbox that is checked, a note "Will activate for all contracts in your company.", and a list of features: "Hiring funnel reporting", "Source of hiring reporting", and "Industry benchmarks".

Apply package

# Apply Connect

Optimize your candidate experience and encourage more job seekers to easily apply. Post your roles in real time to LinkedIn from JobScore and leverage dynamic LinkedIn profile and application data in JobScore including relevant skills based on the job. Enable applicant notifications to send application status updates automatically to candidates across key stages in the application cycle.



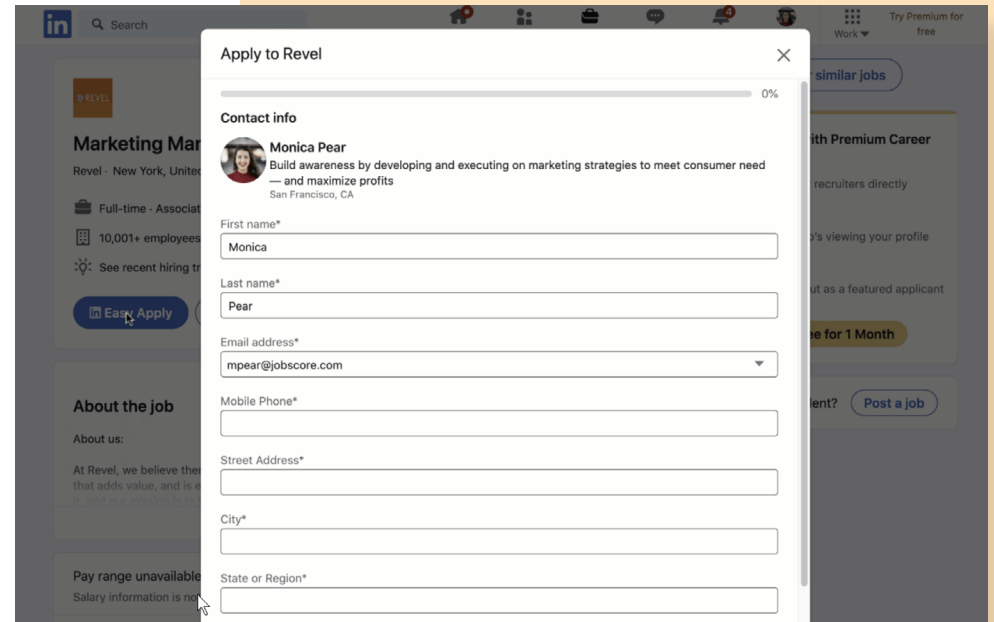
Get dynamic LinkedIn Profile information



Find qualified applicants faster



Reduce candidate drop-off



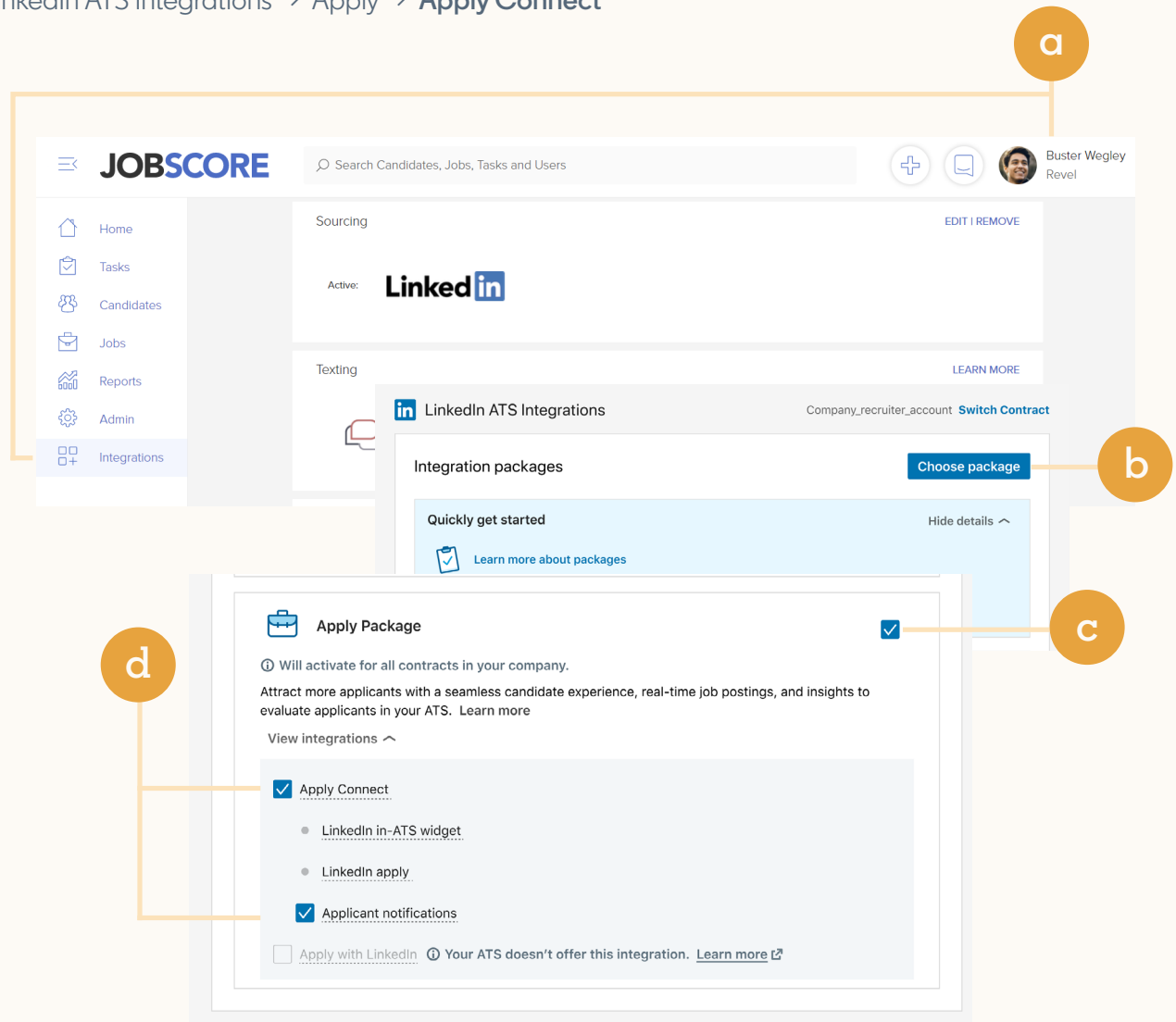
Apply package

# Activate Apply Connect.

- a Sign in to JobScore and visit the [LinkedIn Integrations page](#).
- b Inside the LinkedIn ATS Integrations widget, click “Choose Package.”
- c Select the box for “Apply Package.”
- d Select the box for “Apply Connect.” Make sure the “Applicant notifications” box is also selected if you’d like to use applicant notifications.\*

\*Applicant notifications is an optional setting to automatically notify applicants the first time you take any of the following actions in the ATS: 1) view an application, 2) download a resume, or 3) reject an application. Notifications are sent on behalf of your company, not from individual recruiters.

LinkedIn ATS Integrations → Apply → Apply Connect





# Additional resources

Get help setting up and using LinkedIn ATS Integrations at your organization.

## Email support

Email us at [LTSATSIntegrations@LinkedIn.com](mailto:LTSATSIntegrations@LinkedIn.com) for general support and answers.

