

LinkedIn ATS Integrations

# Connect LinkedIn Recruiter & Jobs to SmartRecruiters

Discover a simplified, insights-driven workflow that helps you engage more qualified candidates faster.




# Table of Contents

Benefits .....	3
Packages.....	4
Integration availability .....	5
Recruiter System Connect (RSC).....	6
Unified Search .....	11
Recommended Matches .....	12
ATS-Enabled Reporting .....	13
Apply Connect .....	16
Optional step.....	17

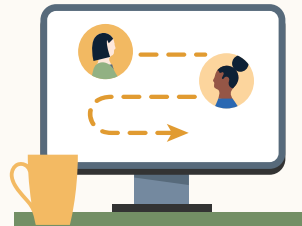
# Spend more time on people, not process.

Discover the one integration suite that can save your team time so you can focus on what matters most — hiring the right people.



## Save time

Quickly access all the information you need without switching between platforms.



## Hire qualified candidates

Attract the most qualified candidates and move them through the hiring funnel faster.



## Make informed decisions

Strengthen your hiring strategy with relevant candidate insights and data-driven reports.

**Pricing:** LinkedIn ATS Integrations are provided by LinkedIn at no additional cost if you hold a full Recruiter seat. Some ATS providers may charge a fee for certain integrations.

# Integrations for all of your hiring needs

LinkedIn ATS Integrations help you stay efficient at every stage of the hiring process.



## Sourcing package

Work seamlessly across Recruiter and your ATS to find qualified candidates faster.

### Recruiter System Connect

Connect your ATS to LinkedIn Recruiter to access information when and where you need it, without having to switch between platforms.

### Unified Search

Search and message candidates across both your ATS and the LinkedIn network directly from your ATS.

### Recommended Matches

Discover candidate recommendations based on job descriptions you post in your ATS.



## Reporting package

Understand your sourcing and hiring activities across your entire funnel.

### ATS-Enabled Reporting

Gain insight across your end-to-end hiring funnel to optimize where you spend your time and to understand the value of all your sources, including LinkedIn.



## Apply package

Streamline the job posting and application processes so you can focus on the most qualified candidates.

### Apply Connect

Attract more applicants with a seamless candidate experience and real-time job postings, then use insights to evaluate applicants in your ATS.

### Apply with LinkedIn

Let candidates apply to jobs on your career site using their LinkedIn profile information.

Whatever stage your candidates are at, LinkedIn ATS Integrations can move them through the funnel faster with these packaged solutions.

## Sourcing package

### Recruiter System Connect – [Get started](#) ↓

- ✓ Identify which candidates are already in your ATS when searching in Recruiter
- ✓ Filter LinkedIn searches by existing ATS candidates
- ✓ Access ATS candidate history and status on Recruiter profiles
- ✓ Export limited LinkedIn profiles to your ATS
- ✓ View real-time LinkedIn profile information for candidates in your ATS
- ✓ Send messages and view LinkedIn Notes and InMail from within your ATS

### Unified Search – [Get started](#) ↓

- ✗ Search candidates across both your ATS and the LinkedIn network directly from your ATS

### Recommended Matches – [Get started](#) ↓

- ✗ Get LinkedIn candidate recommendations for jobs in your ATS

## Reporting package

### ATS-Enabled Reporting – [Get started](#) ↓

- ✓ Optimize your strategy with full-funnel activity insights from the Hiring Funnel Report
- ✓ Evaluate different candidate sources with the Source Report
- ✓ Understand the impact of your LinkedIn activity with LinkedIn Touch Attribution
- ✓ Use industry benchmarks to compare against industry peers

## Apply package

### Apply Connect – *Coming soon!*

- ✗ Post jobs from your ATS to LinkedIn in real time
- ✗ Allow candidates to apply to jobs from any device without leaving LinkedIn
- ✗ Get applications from LinkedIn delivered directly to your ATS
- ✗ Incorporate screening questions from your ATS into your LinkedIn applications
- ✗ View real-time LinkedIn profiles and applicant insights in your ATS
- ✗ Receive LinkedIn skills data about applicants
- ✗ Send application status updates to candidates with automated notifications

### Apply with LinkedIn

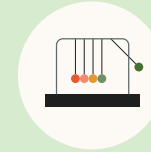
- ✓ Let candidates apply to jobs on your career site using their LinkedIn profile information

Sourcing package

# Recruiter System Connect (RSC)

Connect your ATS with LinkedIn Recruiter to access candidate information, boost collaboration, and view more applicant data in both Recruiter and SmartRecruiters without having to switch between platforms.

- Get the same candidate data in both Recruiter and SmartRecruiters, saving you time and keeping you up to date wherever you're working
- View a candidate's LinkedIn profile with SmartRecruiters and easily see which candidates are already in SmartRecruiters from Recruiter
- See all Recruiter notes and InMail messages in SmartRecruiters for a complete view of your candidate interactions
- Automatically create or update a profile within SmartRecruiters when a candidate responds to an InMail message
- Activate RSC to pave a path for easier activation of other powerful LinkedIn ATS Integrations



Save time now that you're connected



Connect at no additional cost



RSC is secure and GDPR compliant



Easy setup for administrators

Step 1 of 4  
Head into  
SmartRecruiters to begin  
setting up the integration.

- a Sign in as an Administrator.
- b Click the “**LinkedIn Recruiter System Connect**” tab.
- c Check the box to acknowledge your agreement to share your agreement to share GDPR-compliant data across both platforms, and then proceed.
- d Click “**Add a contract.**”
- e In the pop-up, click “**Sign in.**” Enter your credentials for your LinkedIn Recruiter account to sign in and select which LinkedIn Recruiter contract you want to connect to SmartRecruiters by clicking “**Continue.**”

The screenshot shows the 'LinkedIn Recruiter System Connect' setup page in the SmartRecruiters interface. The page has a dark header with navigation tabs: 'Settings', 'Job Posting Contracts', 'LinkedIn Recruiter Contract', 'LinkedIn Recruiter System Connect', and 'DocuSign'. The main content area contains a message: 'Connect your LinkedIn Recruiter contract(s) to get the full benefits of our integration.' Below this is a checkbox with the text: 'I recognize that by enabling the LinkedIn Recruiter System Connect integration, I agree to share historical and future job, candidate and application data stored in SmartRecruiters with LinkedIn. I acknowledge that I have a LinkedIn Recruiter contract in place and I have reviewed their terms including the data protection terms.' A green button labeled '+ Add a contract' is positioned below the checkbox. A modal window titled 'Setup Integration' is open in the bottom right, displaying the LinkedIn logo and the text 'Sign in or join LinkedIn to configure ATS integrations' with 'Sign in' and 'Join now' buttons. Five orange callout circles with letters 'a' through 'e' are connected to specific elements: 'a' points to the user profile icon in the top right; 'b' points to the 'LinkedIn Recruiter System Connect' tab; 'c' points to the checkbox; 'd' points to the 'Sign in' button in the modal; and 'e' points to the '+ Add a contract' button.

## Step 2 of 4 Set up integration in SmartRecruiters.

- a Admins can request to activate integrations all at once — across all packages — inside the onboarding widget.\*\*

**Please note:** Default access level is contract level for sourcing packages versus company level for reporting and applicant management packages.

- b (Optional) Connection not moving fast enough? Nudge partners with a notification.

- c Hit **“Save changes”** to confirm integration activation. Your integrations will be turned on at this point.

\*Check with your ATS to ensure all features are enabled for you.

\*\*If an integration package or feature is grayed out, it's either because your ATS is not offering it at this time or you don't have the permission to adjust this package. Check with your ATS to ensure all features are enabled for you or to request an integration.

The image displays two screenshots of the LinkedIn ATS Integrations interface, illustrating the steps for setting up integration in SmartRecruiters.

**Screenshot (a):** Shows the 'LinkedIn ATS Integrations' page for a 'Company\_recruiter\_account'. The 'Sourcing Package' is selected and activated for the current contract. A 'Save changes' button is highlighted with an orange circle labeled 'a'. Below the Sourcing Package, there are sections for 'Reporting Package' (activated for all contracts) and 'Apply Package' (not connected).

**Screenshot (b):** Shows the 'LinkedIn ATS Integrations' page for a 'Company\_recruiter\_account'. The 'Sourcing Package' is selected and activated for the current contract. A 'Notify ATS' button is highlighted with an orange circle labeled 'b'. Below the Sourcing Package, there are sections for 'Reporting Package' (connecting) and 'Apply Package' (not connected).



## Step 3 of 4 Head back into SmartRecruiters.

Go back into SmartRecruiters and reload the page to verify the integration status.

At this point, a one-time sync of historical jobs, candidates, and applications will be initiated in the background.

When you set up the integration for the first time, the one-time sync of historical data typically takes anywhere between two and 24 hours. Duration depends on the size of your company's dataset.

Connect your LinkedIn Recruiter contract(s) to get the full benefits of our integration.

+ Add a contract

Company-level integration

CONTRACT NAME	CONTRACT ID	STATUS
Contract 1	193200481	<input checked="" type="checkbox"/>

Connect users

**Important:** If you have multiple contracts, just click "+ Add a contract" again and follow the same steps to enable another contract.

## Step 4 of 4 “Connect users.”

- a Map your Recruiter seatholders to SmartRecruiters users so that historical InMail messages and Prospect Notes are also synced over from LinkedIn Recruiter to SmartRecruiters.
- b Find the contract in the list and click **“Connect Users.”** SmartRecruiters will automatically pull in your LinkedIn Recruiter seatholders.
- c To connect a LinkedIn user account, start typing their name in the SmartRecruiters User field.
- d Repeat for each user who should be able to use the integration. When finished, click **“Close.”**

**Connect Users**

Connect SmartRecruiters users in order to sync the active and inactive LinkedIn seatholders' historic InMails and notes.

LinkedIn User	Active	SmartRecruiters User
Rohan Verma	●	start typing name...
David Vambré	●	start typing name...
Maggie Ly	●	start typing name...
Beth Loe	●	start typing name...
Zan V.	●	start typing name...
Xie Lu	●	start typing name...

Connect users

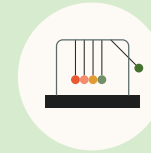
## Sourcing package

Save time by searching and sourcing from SmartRecruiters and LinkedIn simultaneously. Access SmartRecruiters candidate records not found on LinkedIn and explore LinkedIn outside your ATS, covering all your bases. Save candidates to a job and send InMail messages without leaving SmartRecruiters.

**Note:** You must activate [Recruiter System Connect \(RSC\)](#) to integrate Unified Search.

**✘ This integration currently isn't available with SmartRecruiters.**

**Want this integration?** Reach out to your SmartRecruiters rep. Or, you can [let us know](#) you're interested in this integration.



Save time with less searching



Find candidates across networks



Engage directly from SmartRecruiters

Sourcing package

# Recommended Matches

Let LinkedIn do the work for you. Discover candidate recommendations based on job descriptions you post in your ATS. Save your favorite candidates, send them InMail messages, and easily archive candidates from your ATS. Matches continually improve with each use.

**Note:** You must activate [Recruiter System Connect \(RSC\)](#) to integrate Recommended Matches.

✘ **This integration currently isn't available with SmartRecruiters.**

**Want this integration?** Reach out to your SmartRecruiters rep.

Or, you can [let us know](#) you're interested in this integration.



Get automatic recommendations



Discover qualified candidates faster



Engage directly from SmartRecruiters

## Reporting package

# ATS-Enabled Reporting

Gain insight across your end-to-end hiring funnel to optimize where you spend your time and understand the value of all your sources, including LinkedIn. This integration is available for any customer who has activated RSC.



Gain more actionable insights



Discover valuable sources



Make more informed decisions

## Step 1 of 2 Set up ATS-Enabled Reporting in SmartRecruiters.

- a Sign in as an Administrator.
- b Click the **“LinkedIn Recruiter System Connect”** tab.
- c Check the box to acknowledge your agreement to share your agreement to share GDPR-compliant data across both platforms, and then proceed.
- d Click **“Add a contract.”**
- e In the pop-up, click **“Sign in.”** Enter your credentials for your LinkedIn Recruiter account to sign in and select which LinkedIn Recruiter contract you want to connect to SmartRecruiters by clicking **“Continue.”**

The screenshot displays the 'LinkedIn Recruiter System Connect' interface. At the top, there is a navigation bar with tabs for 'Settings', 'Job Posting Contracts', 'LinkedIn Recruiter Contract', 'LinkedIn Recruiter System Connect', and 'DocuSign'. Below the tabs, a message states: 'Connect your LinkedIn Recruiter contract(s) to get the full benefits of our integration.' A checkbox is present with the text: 'I recognize that by enabling the LinkedIn Recruiter System Connect integration, I agree to share historical and future job, candidate and application data stored in SmartRecruiters with LinkedIn. I acknowledge that I have a LinkedIn Recruiter contract in place and I have reviewed their terms including the data protection terms.' Below this text is a green button labeled '+ Add a contract'. A 'Setup Integration' pop-up window is overlaid on the bottom right, featuring the LinkedIn logo and the text 'Sign in or join LinkedIn to configure ATS integrations'. It contains two buttons: 'Sign in' and 'Join now'. Orange callout circles labeled 'a' through 'e' are positioned around the interface to indicate the steps described in the text.

## Step 2 of 2 Set up ATS-Enabled Reporting in SmartRecruiters.

- a You'll see the Onboarding widget. Then check the **"Reporting Package"** to activate ATS-Enabled Reporting.
- b Hit **"Save changes"** to confirm integration activation. Your integration will be turned on at this point.

LinkedIn ATS Integrations Company\_recruiter\_account [Switch Contract](#)

Integration packages Cancel **Save changes**

- Sourcing Package**   
**Activated for your current contract**  
Work seamlessly across Recruiter and your ATS to find qualified candidates faster. [Learn more](#)  
[View integrations](#) ▾
- Reporting Package**   
**Activated for all contracts in your company.**  
Understand your sourcing and hiring activities across your entire candidate funnel. [Learn more](#)  
[View features](#) ▾
- Apply Package**   
Attract more applicants with a seamless candidate experience, real-time job postings, and insights to evaluate applicants in your ATS. [Learn more](#)  
[View integrations](#) ▾

Apply package

# Apply Connect

Optimize your candidate experience and encourage more job seekers to easily apply. Post your roles in real-time to LinkedIn from SmartRecruiters and leverage dynamic LinkedIn profile and application data in SmartRecruiters including relevant skills based on the job. Enable applicant notifications to send application status updates automatically to candidates across key stages in the application cycle.

*Coming soon!*



Get dynamic LinkedIn Profile information



Find qualified applicants faster



Reduce candidate drop-off



## Optional step

Adjust your access settings in Recruiter.

- a Open your LinkedIn Recruiter Admin account in a new tab.
- b Scroll down to your SmartRecruiters section.
- c Connect “**Contract Level Access**”, “**Company Level Access**”, or both by clicking “**On**” for the desired access.
- d Activate 1-click export to quickly transfer simple candidate information to your ATS.
- e Activate the InMail Stub Profile API to create or update profiles in your ATS when a candidate consents to share their contact information with your company via InMail.

The screenshot displays the LinkedIn Recruiter Admin interface. The top navigation bar includes 'Recruiter', 'Projects', 'Jobs', and 'Reports'. A search bar is present with the text 'Start a new search here'. The user profile for 'Ethan Burton, Senior Technical Recruiter at Freshing' is visible in the top right corner.

The main content area is titled 'ATS Integration' and shows the SmartRecruiters section for Application ID: 01234567. The settings are organized into three main sections:

- Company Settings:** Usage overview, Job posting, Preferences.
- Recruiting Settings:** Tags, Custom fields, Message templates, Custom pipeline.
- Advanced:** ATS integration (selected).

The SmartRecruiters settings are expanded to show the following options:

- Contract Level Access:** Enable all seats in this contract to have access to company level features, plus Notes, InMails, and History.  On  Off
- Company Level Access:** Enable all seats across all contracts to export LinkedIn profiles to your ATS and view ATS candidate info in Recruiter.  On  Off
- RSC advanced settings:**
  - 1 click export:** Enable the member export feature across all contracts of your company, within Recruiter.  On  Off
  - Inmail stub profile API:** Enable all seats at your company/contract to export LinkedIn member profile information to the ATS, and create new candidate records when members consent to share profile and contract information.  On  Off

Callouts a-e indicate the steps for adjusting these settings:

- a:** Points to the top navigation bar.
- b:** Points to the SmartRecruiters section header.
- c:** Points to the 'Contract Level Access' toggle.
- d:** Points to the '1 click export' toggle.
- e:** Points to the 'Inmail stub profile API' toggle.

# Additional resources

Get help setting up and using LinkedIn ATS Integrations at your organization.

## Email support

Email us at [LTSATSIntegrations@LinkedIn.com](mailto:LTSATSIntegrations@LinkedIn.com) for general support and answers.

## Request an integration

Want an integration that isn't available yet? Reach out to a SmartRecruiters rep or complete the [form](#).

