

A portrait of a woman with long, dark hair, looking directly at the camera with a slight smile. The background is a blurred indoor setting with warm, bokeh lights.

Self-Service Advertising on LinkedIn

Part 3: Campaign Optimisation

Best practices for optimising campaign results and tracking marketing ROI.

Table of Contents

03 Sponsored Content Best Practices

07 Reporting





Best Practices for Sponsored Updates and Text Ads

Sponsored Content & Text Ads

Here are a few tips

Follow these recommendations around copy and images so that your campaigns are set up for success.

Use strong images.

Skip images scraped from your link and upload your own rich media – it will look larger in the feed than the scraped thumbnail.

Have a compelling title.

Numbered lists, stats or figures work well. Offer thought leadership or valuable industry insights for the member.

Speak directly to your target audience through your introduction text.

For example, if you're targeting finance professionals, include relevant job titles or the word "finance" within the introduction text.

Use industry-specific language that customers can relate to.

Create 3-4 variations of your ad per campaign.

Test images, text, and call-to-action phrases to see what works best with your audience.

In Text Ads: include a strong call to action, such as "Try" or "Sign up"

Words and phrases that encourage action and urgency tend to perform well.

Rotate in new creatives at least once a month.

Sponsored Content

Ad Layout

Sponsored Content shows up in the newsfeed. Always consider the context for your ads when developing creative. On LinkedIn, members want to get value from their time. Make sure your ads deliver value. Below is a good example of a post and the layout features are called out.

Address your audience directly, ask them questions

Be Concise: Keep your intro to 140 characters to avoid truncation

BBVA Compass Seeking entrepreneurial inspiration? Being successful frequently involves a series of missteps and mistakes before finally nailing the right idea or business. From Mark Cuban to Dane Atkinson, 12 successful entrepreneurs share the best advice they ever got. <http://ow.ly/s8vUO> less

12 Successful Entrepreneurs Share the Best Advice They Ever Got | Slideshow

ow.ly • Mark Cuban, Tim Ferris, Jon Taffer and more share their best words of encouragement and guidance.

For mobile optimization, leaving this text field empty. This will help direct prospects directly to your landing page on click vs. an expanded view of your text.

Strong Visuals: Attention grabbing images such as recognised leaders, interesting infographics, or general pictures of professionals

Type of content: Snack-able content, numbered lists, valuable industry insights

Text Ads

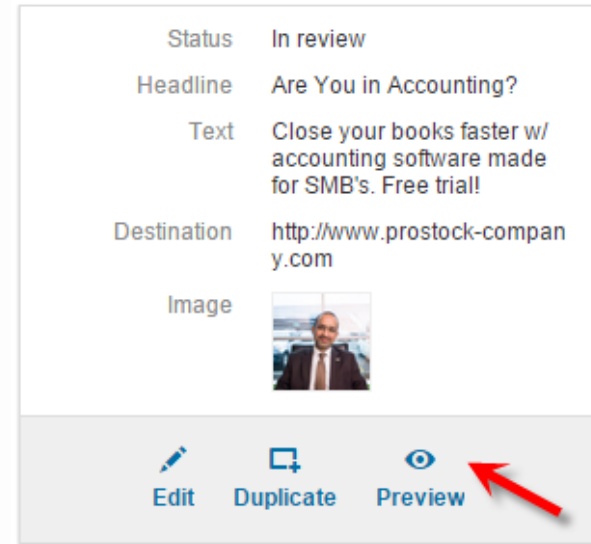
Preview Your Ads

You can preview your text ads to see how they'll look on desktop. Simply go to the **Ads** tab and select the **Preview** icon to the right of your ad. The **Ad Preview** also appears next to the ad creation form as you're entering in your ad information. You may also click **Edit** to make any changes to your text ad at any time.

Note: You may only preview your text ad after completing campaign set-up.

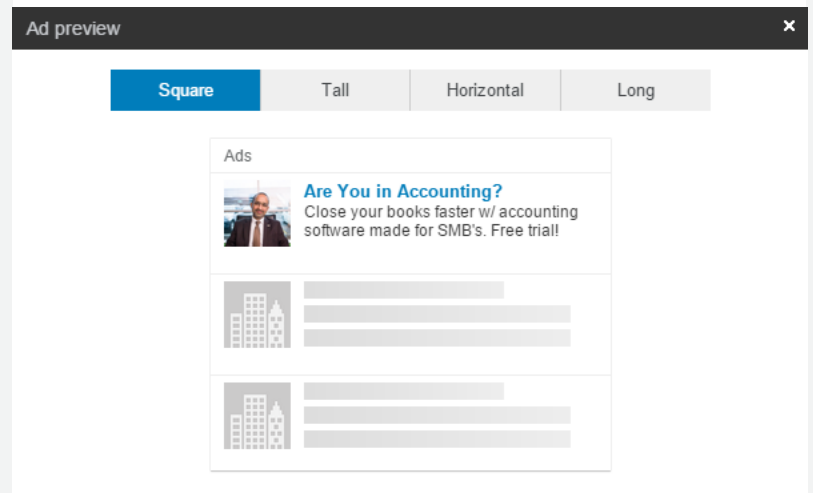
01

Select the **Preview** icon to the bottom right of your text ad.



02

Click the tabs above to preview how your text ad will appear in different formats across the LinkedIn platform.





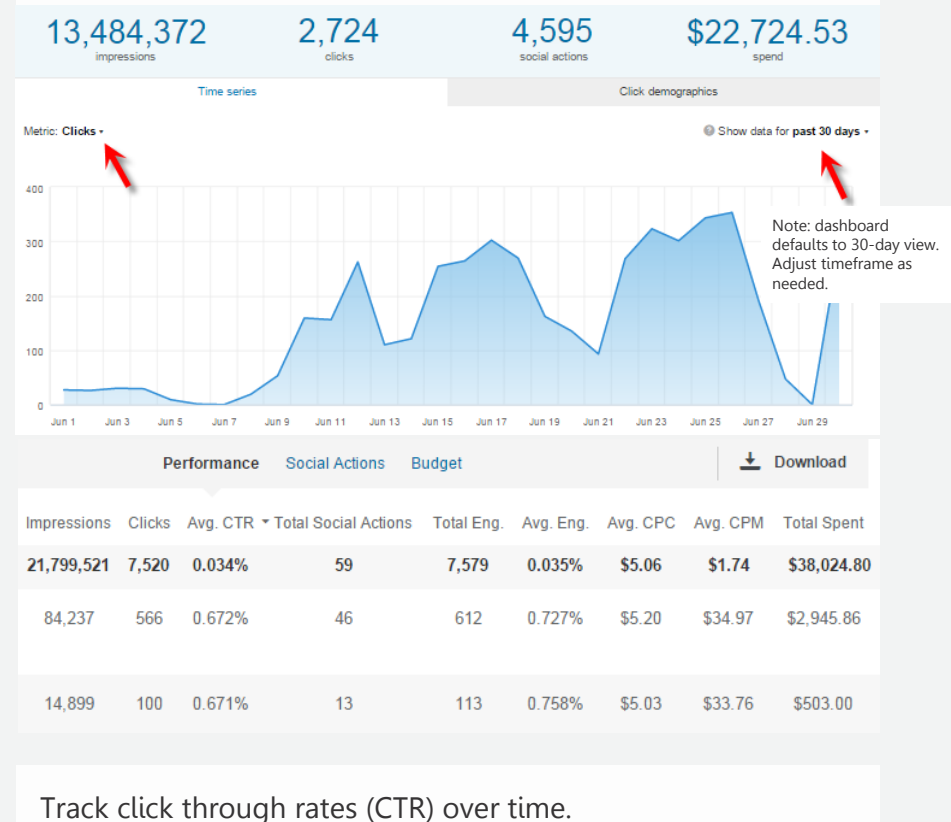
Reporting

Track results

From the **Campaign Manager** homepage, you can monitor your performance metrics over a custom date range. This includes the **Performance** and **Social Actions** tabs in the table below the graph. Keep an eye on how your target audience is engaging with your ads and campaigns.

Both the table and graph will adjust to the filters that you have placed on your campaigns.

Track the clicks, impressions or amount spent over any given time by choosing a date range and selecting your metric of interest.



Track click through rates (CTR) over time.

The more relevant and interesting your ad is to your target audience, the higher your CTR will be. The higher your CTR, the more times your ad will be shown.

In general, a good CTR is 0.030% or greater for text ads and 0.3% or greater for Sponsored Content/direct sponsored content.

Monitor spend

Filter for **Avg CPC**, **Avg CPM**, or **Total Spent** to view these metrics over time. You can edit bids and budgets by clicking on the **Budget** tab in the table that appears below the graph.

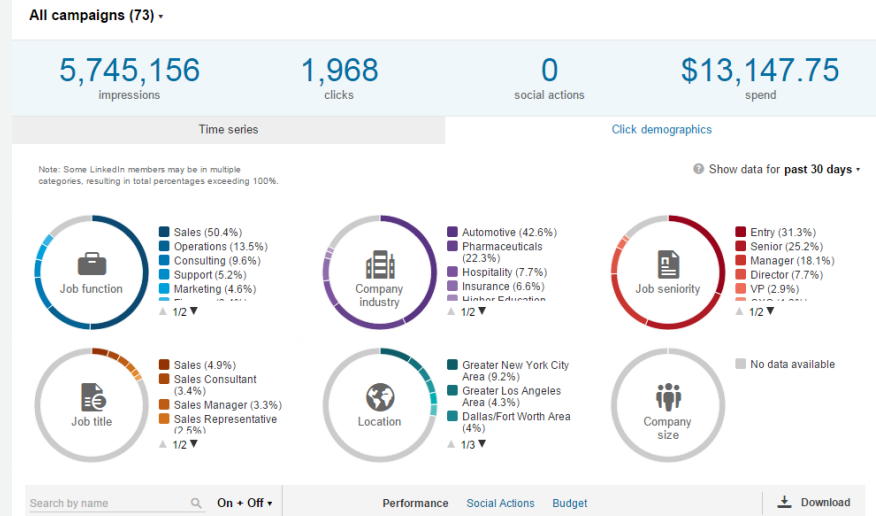


Know your audience

Keep an eye on how your target audience is engaging with your ads and campaigns. Use this data to inform optimizations and identify opportunities for expansion into other target audiences.

You can view and download your click demographics at both the campaign and ad level by clicking on the **Click demographics** tab above the graph. All filters that you have applied will be reflected in your graphs. Use this information to validate your targeting criteria as well as understand the audience that is clicking through to your ad. The click demographics can be used to inform your optimizations by fine-tuning your targeting. It can also reveal opportunities to expand into new campaign targets of potential prospects.

Once a click threshold has been reached, you will be able to view your click traffic broken down by business demographics in the **Click demographics** tab.



Note: Some LinkedIn members may be in multiple categories, resulting in total percentages exceeding 100%.

Take Action

From the **Campaign Manager** homepage, you can monitor your account at a high level and make quick changes to your campaigns. Filter for campaigns that you would like to view and scroll down. Here, you can turn existing campaigns **On** and **Off**, **Archive** campaigns and find **Draft** campaigns to complete.

Filter at the top to view only **Text Ads**, **Sponsored Content** or **All Campaigns**.

Page	Account	Create campaign		
All campaigns (58)				
Sponsored Updates (6)	521	7,520	59	\$38,024.80
Text Ads (52)	impressions	clicks	social actions	spend

Filter campaigns by status or common keyword/character(s). Identify **Draft** campaigns to complete.

Search by name	On + Off	Performance Social Actions Budget				
Campaign name	All	Impressions	Clicks	Avg. CTR	Total Social Actions	Total Eng.
	On					
	Off	13,504,824	4,596	0.034%	0	4,596
	Draft	0	0	0%	0	0
	Archived					
	<input type="checkbox"/>	0	0	0%	0	0

Activate or de-activate campaigns based on how they are performing. If you want to pause a campaign that's already running or restart one that is not currently running, just choose either the **On** or **Off** button under the **Status** column.

Sponsored Update Campaign	<input checked="" type="checkbox"/>	0	0	0%	0
Sponsored Updates					

You may choose to hide campaigns that you are not actively working on. To do so, turn the campaign **Off** and click the **Archive** link in the **Status** column. You can view your archived campaigns by filtering your campaigns for **Archived** status.

Text Ad Campaign	<input type="checkbox"/>	0	0	0%	0
Text Ads	Archive				

Questions?

Please [contact us](#).

