


Find the right person for your company. **Fast.**



LinkedIn Jobs can help you:

Target the most relevant candidates.

LinkedIn uses data and insights to match your criteria with a person's skills, experience, and goals, putting your job in front of relevant matches to make it easier for them to apply.

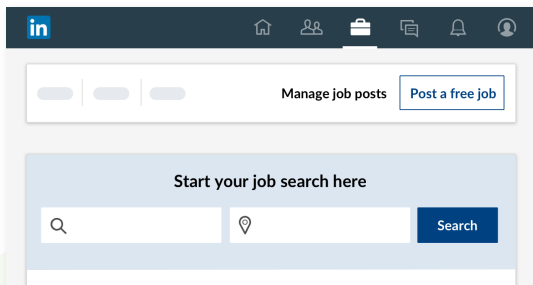
Screen for qualified applicants.

Get a full picture of applicants' qualifications with assessment tools like screening questions and skill assessments.

Review and rate the best matches.

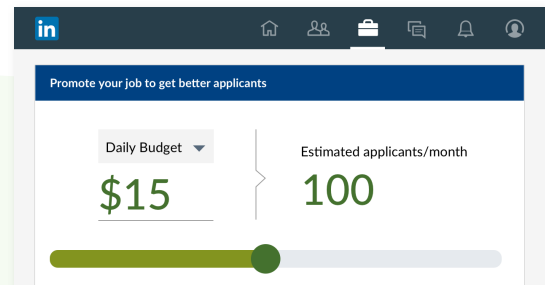
Filter and rate your applicants in one place. Based on the ones you consider a good fit, LinkedIn will recommend your job post to similar people.

How to post a job on LinkedIn:



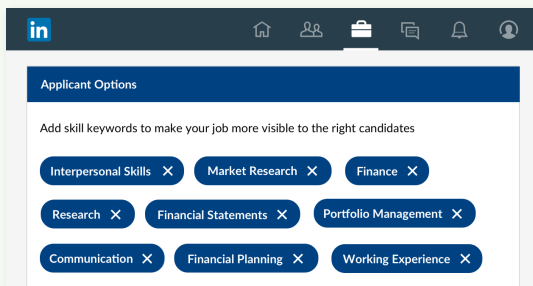
1. Start from the Jobs page.

Post and manage your jobs all in one place, right from the LinkedIn Jobs page.



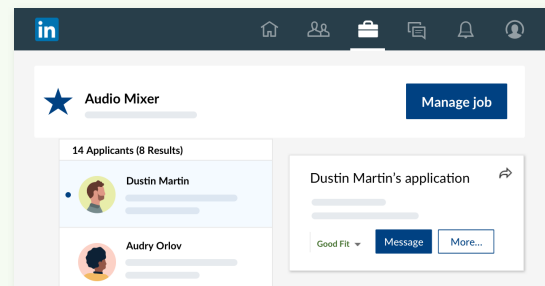
2. Set your budget.

After you post your job for free, you can choose to set a daily or total budget to promote it. Your post will automatically pause when you've reached your total budget.



3. Target the right people.

Tell us who you're looking for, and we can get your job post in front of the most qualified candidates who match your needs and are the most likely to apply.

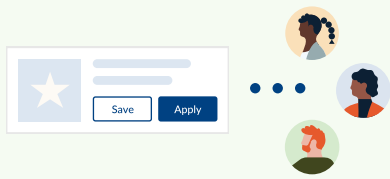


4. Review, rate, and reach out.

Easily review and prioritize candidates on both desktop and mobile with our simple filtering and management tools. Rate the ones you like and reach out to start a conversation.


Rated #1 by customers in delivering quality hires.

What happens after you post a job on LinkedIn?



Promote across LinkedIn.

Once posted, a job becomes searchable by our entire member base. If promoted, your job post is targeted to the most relevant candidates across LinkedIn.



Manage your applicants.

Track and manage your applicants, message them directly on LinkedIn, and invite them to take skill assessments.



Share with your network.

You can also extend the reach of your job post by sharing it with your social networks.

Get **3x more qualified applicants** when you pay to promote your job.

How does pay-per-click pricing work?

Set an average daily budget for your job posting and you'll only be charged for the number of views your job receives. You can set a total budget to specify the maximum amount you'd like to be charged. Your job posting will pause once you reach the total budget. You can always increase your budget or close the job.

How is cost-per-click pricing determined?

The cost-per-click for each job fluctuates per day based on the overall marketplace and activity. This includes the job location, job title, and additional factors, such as other job posters looking for similar candidates in the area. Some of these factors aren't constant, so the cost-per-click can't be determined until the job is posted and it generates some activity.

What are my payment options?

With no contracts, pay for a job post with a credit card or PayPal.



“LinkedIn Jobs is the most effective way to find the right people, fast.”

Diliana Alexander
Executive Director, FilmGate Miami

Ready to see the full power of promoted LinkedIn Jobs?

Post a job now to start a free trial.*

* To be eligible for the 3-day free trial, you must have an active free job post and you must be a new promoted jobs customer. If you keep your job open after the trial ends, you will be charged the recommended budget. During the free trial, you can close your job to cancel the trial and avoid being charged. Cancel your trial anytime by closing your job post. You may only use the free trial once. Additional terms apply.