


LinkedIn ATS Integrations

# Connect LinkedIn Recruiter & Jobs to Comeet

Discover a simplified, insights-driven workflow that helps you engage more qualified candidates faster.




# Table of Contents

Benefits .....	3
Packages.....	4
Integration availability .....	5
Recruiter System Connect (RSC).....	6
Unified Search .....	10
Recommended Matches .....	11
ATS-Enabled Reporting .....	12
Apply Connect .....	15
Optional step .....	16

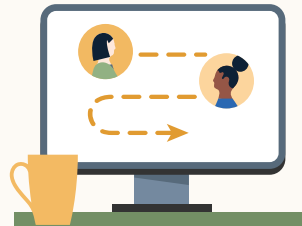
# Spend more time on people, not process.

Discover the one integration suite that can save your team time so you can focus on what matters most — hiring the right people.



## Save time

Quickly access all the information you need without switching between platforms.



## Hire qualified candidates

Attract the most qualified candidates and move them through the hiring funnel faster.



## Make informed decisions

Strengthen your hiring strategy with relevant candidate insights and data-driven reports.

**Pricing:** LinkedIn ATS Integrations are provided by LinkedIn at no additional cost if you hold a full Recruiter seat. Some ATS providers may charge a fee for certain integrations.

# Integrations for all of your hiring needs

LinkedIn ATS Integrations help you stay efficient at every stage of the hiring process.



## Sourcing package

Work seamlessly across Recruiter and your ATS to find qualified candidates faster.

### Recruiter System Connect

Connect your ATS to LinkedIn Recruiter to access information when and where you need it, without having to switch between platforms.

### Unified Search

Search and message candidates across both your ATS and the LinkedIn network directly from your ATS.

### Recommended Matches

Discover candidate recommendations based on job descriptions you post in your ATS.



## Reporting package

Understand your sourcing and hiring activities across your entire funnel.

### ATS-Enabled Reporting

Gain insight across your end-to-end hiring funnel to optimize where you spend your time and to understand the value of all your sources, including LinkedIn.



## Apply package

Streamline the job posting and application processes so you can focus on the most qualified candidates.

### Apply Connect

Attract more applicants with a seamless candidate experience and real-time job postings, then use insights to evaluate applicants in your ATS.

### Apply with LinkedIn

Let candidates apply to jobs on your career site using their LinkedIn profile information.

Whatever stage your candidates are at, LinkedIn ATS Integrations can move them through the funnel faster with these packaged solutions.

## Sourcing package

### Recruiter System Connect – [Get started](#) ↓

- ✓ Identify which candidates are already in your ATS when searching in Recruiter
- ✓ Filter LinkedIn searches by existing ATS candidates
- ✓ Access ATS candidate history and status on Recruiter profiles
- ✓ Export limited LinkedIn profiles to your ATS
- ✓ View real-time LinkedIn profile information for candidates in your ATS
- ✓ Send messages and view LinkedIn Notes and InMail from within your ATS

### Unified Search – [Get started](#) ↓

- ✗ Search candidates across both your ATS and the LinkedIn network directly from your ATS

### Recommended Matches – [Get started](#) ↓

- ✗ Get LinkedIn candidate recommendations for jobs in your ATS

## Reporting package

### ATS-Enabled Reporting – [Get started](#) ↓

- ✓ Optimize your strategy with full-funnel activity insights from the Hiring Funnel Report
- ✓ Evaluate different candidate sources with the Source Report
- ✓ Understand the impact of your LinkedIn activity with LinkedIn Touch Attribution
- ✓ Use industry benchmarks to compare against industry peers

## Apply package

### Apply Connect – [Get started](#) ↓

- ✗ Post jobs from your ATS to LinkedIn in real time
- ✗ Allow candidates to apply to jobs from any device without leaving LinkedIn
- ✗ Get applications from LinkedIn delivered directly to your ATS
- ✗ Incorporate screening questions from your ATS into your LinkedIn applications
- ✗ View real-time LinkedIn profiles and applicant insights in your ATS
- ✗ Receive LinkedIn skills data about applicants
- ✗ Send application status updates to candidates with automated notifications

### Apply with LinkedIn

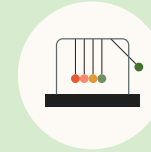
- ✗ Let candidates apply to jobs on your career site using their LinkedIn profile information

Sourcing package

# Recruiter System Connect (RSC)

Connect your ATS with LinkedIn Recruiter to access candidate information, boost collaboration, and view more applicant data in both Recruiter and Comeet without having to switch between platforms.

- Get the same candidate data in both Recruiter and Comeet, saving you time and keeping you up to date wherever you're working
- View a candidate's LinkedIn profile with Comeet and easily see which candidates are already in Comeet from Recruiter
- See all Recruiter notes and InMail messages in Comeet for a complete view of your candidate interactions
- Automatically create or update a profile within Comeet when a candidate responds to an InMail message
- Activate RSC to pave a path for easier activation of other powerful LinkedIn ATS Integrations



Save time now that you're connected



Connect at no additional cost



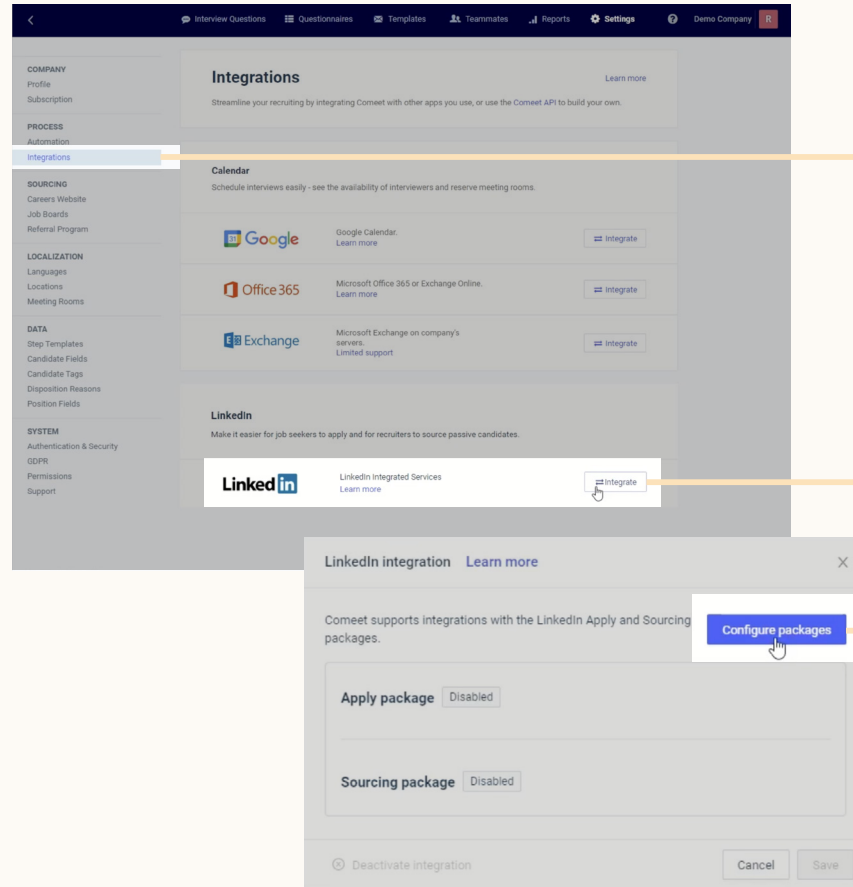
RSC is secure and GDPR compliant



Easy setup for administrators

## Step 1 of 3 Activate RSC in Comeet.

- a Go to **“Settings”** in your dashboard, select **“Integrations,”** then find LinkedIn and click **“Integrate.”**
- b Click **“Configure packages.”**



## Step 2 of 3 Set up integration in Comeet.\*

**a** Admins can request to activate integrations all at once — across all packages — inside the onboarding widget.\*\*

**Please note:** Default access level is contract level for sourcing packages versus company level for reporting and applicant management packages.

**b** (Optional) Connection not moving fast enough? Nudge partners with a notification.

**c** Click **“Save changes”** to confirm integration activation. Your integrations will be turned on at this point.

\*Check with your ATS to ensure all features are enabled for you.

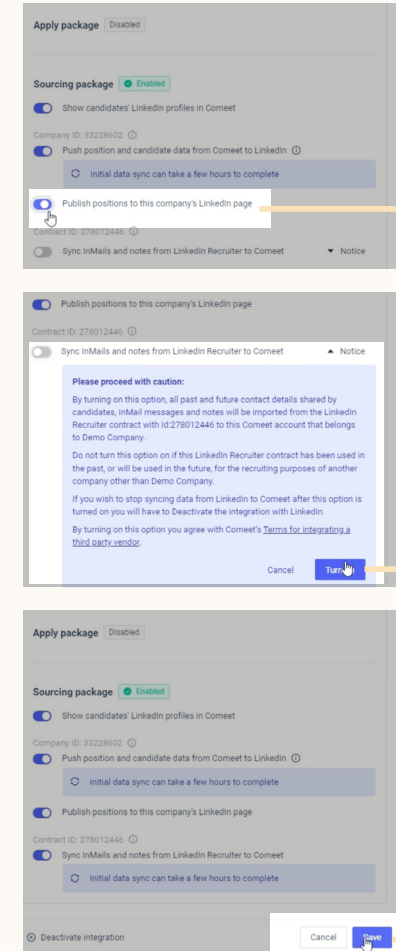
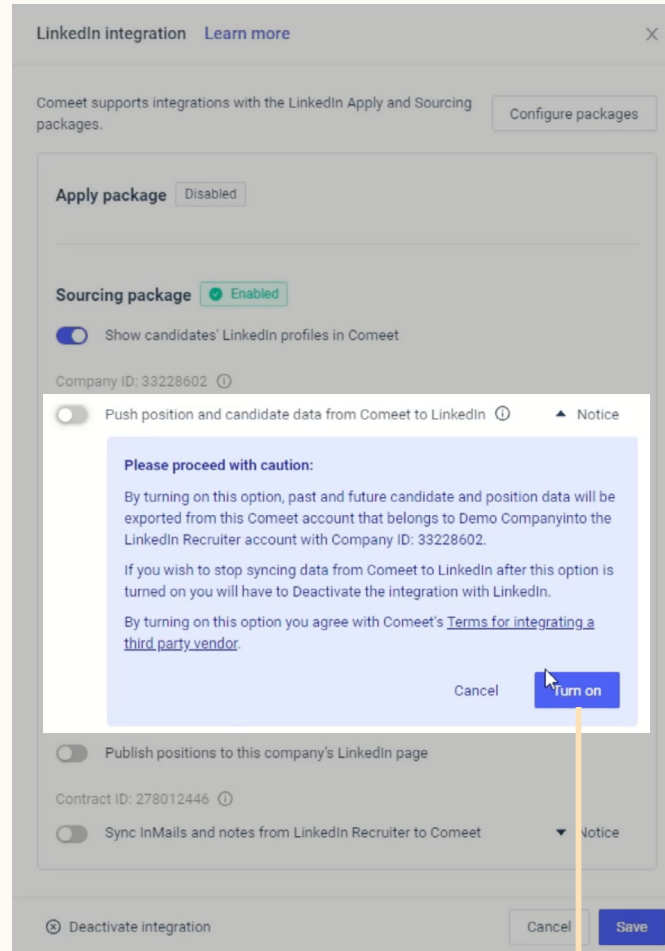
\*\*If an integration package or feature is grayed out, it's either because your ATS is not offering it at this time or you don't have the permission to adjust this package. Check with your ATS to ensure all features are enabled for you or to request an integration.

The image displays two screenshots of the LinkedIn ATS Integrations interface. The top screenshot shows the 'Integration packages' section with a 'Save changes' button highlighted by a red circle 'c'. The bottom screenshot shows the 'Sourcing Package' section with a 'Notify ATS' button highlighted by a red circle 'b'. A red circle 'a' is also present near the top left of the interface.



## Step 3 of 3 Activate RSC in Comeet.

- a Go to your LinkedIn integration window and switch on **“Push position and candidate data from Comeet to LinkedIn.”** Click **“Turn on”** to confirm.
- b Switch on **“Publish positions to this company’s LinkedIn page.”**
- c Switch on **“Sync InMails and notes from LinkedIn Recruiter to Comeet.”** Click **“Turn on”** to confirm.
- d Click **“Save.”**



Sourcing package

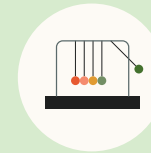
# Unified Search

Save time by searching and sourcing from Comeet and LinkedIn simultaneously. Access Comeet candidate records not found on LinkedIn and explore LinkedIn outside your ATS, covering all your bases. Save candidates to a job and send InMail messages without leaving Comeet.

**Note:** You must activate [Recruiter System Connect \(RSC\)](#) to integrate Unified Search.

**✘ This integration currently isn't available with Comeet.**

**Want this integration?** Reach out to your Comeet rep. Or, you can [let us know](#) you're interested in this integration.



Save time with less searching



Find candidates across networks



Engage directly from Comeet

Sourcing package

# Recommended Matches

Let LinkedIn do the work for you. Discover candidate recommendations based on job descriptions you post in your ATS. Save your favorite candidates, send them InMail messages, and easily archive candidates from your ATS. Matches continually improve with each use.

**Note:** You must activate [Recruiter System Connect \(RSC\)](#) to integrate Recommended Matches.

**✘ This integration currently isn't available with Comeet.**

**Want this integration?** Reach out to your Comeet rep. Or, you can [let us know](#) you're interested in this integration.



Get automatic recommendations



Discover qualified candidates faster



Engage directly from Comeet

Reporting package

# ATS-Enabled Reporting

Gain insight across your end-to-end hiring funnel to optimize where you spend your time and understand the value of all your sources, including LinkedIn. This integration is available for any customer who has activated RSC.



Gain more actionable insights



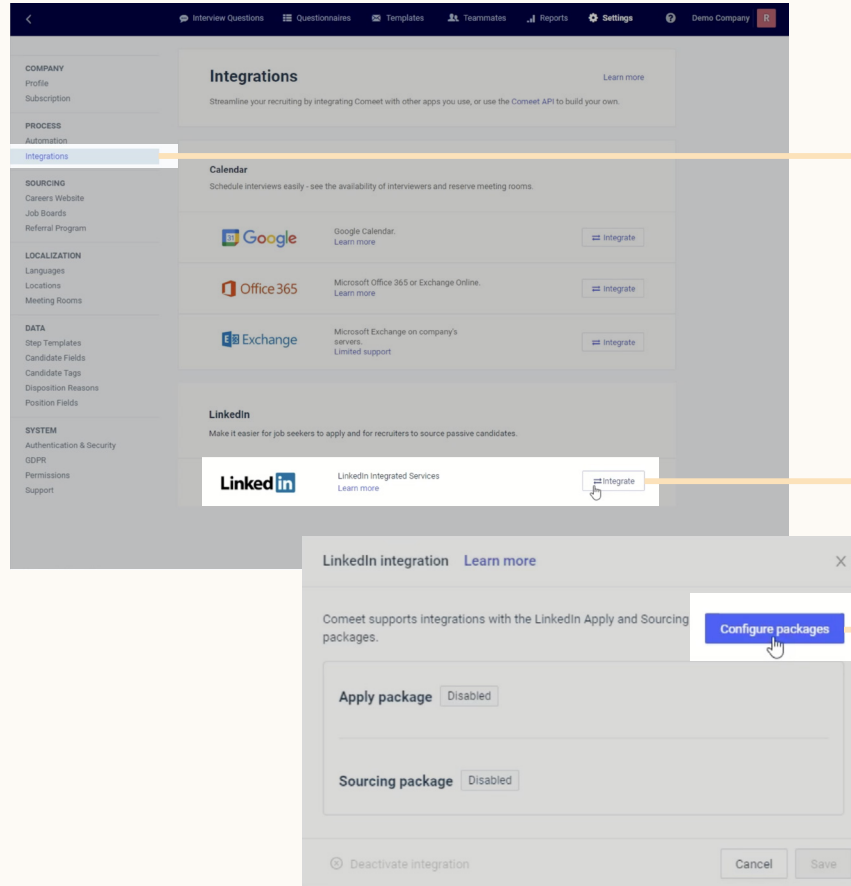
Discover valuable sources



Make more informed decisions

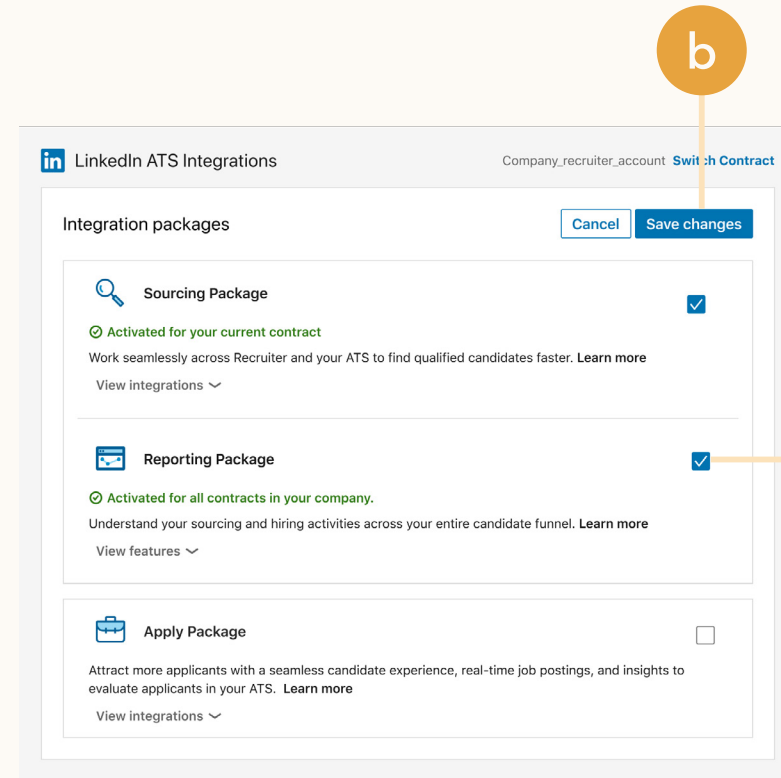
# Step 1 of 2 Set up ATS-Enabled Reporting in Comeet.

- a Go to **“Settings”** in your dashboard, select **“Integrations,”** then find LinkedIn and click **“Integrate.”**
- b Click **“Configure packages.”**



## Step 2 of 2 Set up ATS-Enabled Reporting in Comeet.

- a
 You'll see the Onboarding widget. Then check the **“Reporting Package”** to activate ATS-Enabled Reporting.
- b
 Click **“Save changes”** to confirm integration activation. Your integration will be turned on at this point.



Apply package

# Apply Connect

Optimize your candidate experience and encourage more job seekers to easily apply. Post your roles in real-time to LinkedIn from Comeet and leverage dynamic LinkedIn profile and application data in Comeet including relevant skills based on the job. Enable applicant notifications to send application status updates automatically to candidates across key stages in the application cycle.

**✘ This integration currently isn't available with Comeet.**

**Want this integration?** Reach out to your Comeet rep. Or, you can [let us know](#) you're interested in this integration.



Get dynamic LinkedIn Profile information



Find qualified applicants faster



Reduce candidate drop-off

## Optional step

Adjust your access settings in Recruiter.

- a Open your LinkedIn Recruiter Admin account in a new tab.
- b Scroll down to your Comeet section.
- c Connect **“Contract Level Access,”** **“Company Level Access,”** or both by clicking **“On”** for the desired access.
- d Activate 1-click export to quickly transfer simple candidate information to your ATS.
- e Activate the InMail Stub Profile API to create or update profiles in your ATS when a candidate consents to share their contact information with your company via InMail.

The screenshot shows the LinkedIn Recruiter Admin interface for an 'Adapt' application (Application ID: 01234567). The interface is divided into three main sections:

- Left Sidebar:** Contains navigation options: Company Settings (Usage overview, Job posting, Preferences), Recruiting Settings (Tags, Custom fields, Message templates, Custom pipeline), and Advanced (ATS integration, which is selected).
- Main Content Area:** Titled 'ATS Integration', it shows settings for the 'Adapt' application. It includes:
  - Contract Level Access:** A toggle switch set to 'Off' (labeled 'c'). Description: 'Enable all seats in this contract to have access to company level features, plus Notes, InMails, and History'.
  - Company Level Access:** A toggle switch set to 'Off' (labeled 'c'). Description: 'Enable all seats across all contracts to export LinkedIn profiles to your ATS and view ATS candidate info in Recruiter'.
  - RSC advanced settings:**
    - 1 click export:** A toggle switch set to 'On' (labeled 'd'). Description: 'Enable the member export feature across all contracts of your company, within Recruiter'.
    - Inmail stub profile API:** A toggle switch set to 'On' (labeled 'e'). Description: 'Enable all seats at your company/contract to export LinkedIn member profile information to the ATS, and create new candidate records when members consent to share profile and contract information'.
- Right Sidebar:** Shows user information for 'Ethan Burton, Senior Technical Recruiter at Freshing' and options for 'Admin settings', 'Switch contracts', 'Go to LinkedIn.com', and 'Sign out'.

Orange callout boxes 'a' and 'b' are positioned above the top navigation bar. Callout boxes 'c', 'd', and 'e' are positioned below the main content area, pointing to the respective toggle switches.



# Additional resources

Get help setting up and using LinkedIn ATS Integrations at your organization.

## Email support

Email us at [LTSATSIntegrations@LinkedIn.com](mailto:LTSATSIntegrations@LinkedIn.com) for general support and answers.

## Request an integration

Want an integration that isn't available yet? Reach out to a Comeet rep or complete the [form](#).

