

LinkedIn ATS Integrations

Connect LinkedIn Recruiter & Jobs to Jobylon

Discover a simplified, insights-driven workflow that helps you engage more qualified candidates faster.





Table of Contents

Benefits	3
Packages.....	4
Integration availability	5
Recruiter System Connect (RSC).....	6
Unified Search	11
Recommended Matches	12
ATS-Enabled Reporting	13
Apply Connect	16
Optional step	17

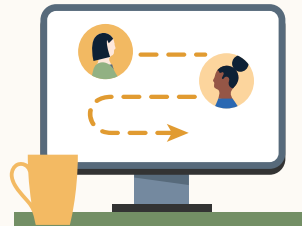
Spend more time on people, not process.

Discover the one integration suite that can save your team time so you can focus on what matters most — hiring the right people.



Save time

Quickly access all the information you need without switching between platforms.



Hire qualified candidates

Attract the most qualified candidates and move them through the hiring funnel faster.



Make informed decisions

Strengthen your hiring strategy with relevant candidate insights and data-driven reports.

Pricing: LinkedIn ATS Integrations are provided by LinkedIn at no additional cost if you hold a full Recruiter seat. Some ATS providers may charge a fee for certain integrations.

Integrations for all of your hiring needs

LinkedIn ATS Integrations help you stay efficient at every stage of the hiring process.



Sourcing package

Work seamlessly across Recruiter and your ATS to find qualified candidates faster.

Recruiter System Connect

Connect your ATS to LinkedIn Recruiter to access information when and where you need it, without having to switch between platforms.

Unified Search

Search and message candidates across both your ATS and the LinkedIn network directly from your ATS.

Recommended Matches

Discover candidate recommendations based on job descriptions you post in your ATS.



Reporting package

Understand your sourcing and hiring activities across your entire funnel.

ATS-Enabled Reporting

Gain insight across your end-to-end hiring funnel to optimize where you spend your time and to understand the value of all your sources, including LinkedIn.



Apply package

Streamline the job posting and application processes so you can focus on the most qualified candidates.

Apply Connect

Attract more applicants with a seamless candidate experience and real-time job postings, then use insights to evaluate applicants in your ATS.

Apply with LinkedIn

Let candidates apply to jobs on your career site using their LinkedIn profile information.

Whatever stage your candidates are at, LinkedIn ATS Integrations can move them through the funnel faster with these packaged solutions.

Sourcing package

Recruiter System Connect – [Get started](#) ↓

- ✓ Identify which candidates are already in your ATS when searching in Recruiter
- ✓ Filter LinkedIn searches by existing ATS candidates
- ✓ Access ATS candidate history and status on Recruiter profiles
- ✓ Export limited LinkedIn profiles to your ATS
- ✓ View real-time LinkedIn profile information for candidates in your ATS
- ✓ Send messages and view LinkedIn Notes and InMail from within your ATS

Unified Search – [Get started](#) ↓

- ✗ Search candidates across both your ATS and the LinkedIn network directly from your ATS

Recommended Matches – [Get started](#) ↓

- ✗ Get LinkedIn candidate recommendations for jobs in your ATS

Reporting package

ATS-Enabled Reporting – [Get started](#) ↓

- ✓ Optimize your strategy with full-funnel activity insights from the Hiring Funnel Report
- ✓ Evaluate different candidate sources with the Source Report
- ✓ Understand the impact of your LinkedIn activity with LinkedIn Touch Attribution
- ✓ Use industry benchmarks to compare against industry peers

Apply package

Apply Connect – [Get started](#) ↓

- ✗ Post jobs from your ATS to LinkedIn in real time
- ✗ Allow candidates to apply to jobs from any device without leaving LinkedIn
- ✗ Get applications from LinkedIn delivered directly to your ATS
- ✗ Incorporate screening questions from your ATS into your LinkedIn applications
- ✗ View real-time LinkedIn profiles and applicant insights in your ATS
- ✗ Receive LinkedIn skills data about applicants
- ✗ Send application status updates to candidates with automated notifications

Apply with LinkedIn

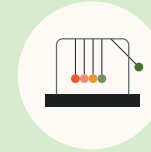
- ✗ Let candidates apply to jobs on your career site using their LinkedIn profile information

Sourcing package

Recruiter System Connect (RSC)

Connect your ATS with LinkedIn Recruiter to access candidate information, boost collaboration, and view more applicant data in both Recruiter and Jobylon without having to switch between platforms.

- Get the same candidate data in both Recruiter and Jobylon, saving you time and keeping you up to date wherever you're working
- View a candidate's LinkedIn profile with Jobylon and easily see which candidates are already in your Jobylon account
- See all Recruiter notes and InMail messages in Jobylon for a complete view of your candidate interactions
- Automatically create or update a profile within Jobylon when a candidate responds to an InMail message
- Activate RSC to pave a path for easier activation of other powerful LinkedIn ATS Integrations



Save time now that you're connected



Connect at no additional cost



RSC is secure and GDPR compliant



Easy setup for administrators

Step 1 of 3 Connect LinkedIn to Jobylon and enable RSC.

- a Go to **“My Company”** and click on **“LinkedIn RSC configuration.”**
- b Click on **“Show LinkedIn configuration.”** If prompted, log in using your LinkedIn credentials.

The screenshot displays the LinkedIn Recruiter interface. At the top, a navigation bar contains several icons and a user profile picture. Below this is a secondary navigation bar with tabs: 'My Company', 'Team Settings', 'Message Templates', 'Candidate Forms', 'Recruiting Pipeline', 'Hidden Applicants', and 'LinkedIn RSC configuration'. The 'LinkedIn RSC configuration' tab is highlighted and has an orange circle 'a' pointing to it. The main content area is titled 'LinkedIn RSC configuration' and contains the following text:

Recruiter System Connect (RSC) synchronizes your company jobs and applications information between Jobylon and LinkedIn Recruiter. Kindly see [Recruiter System Connect Presentation](#) to learn more about the features and how Jobylon & LinkedIn integration is working together.

ⓘ You have no Jobylon - LinkedIn integrations setup yet. Please note that you must be a LinkedIn Recruiter admin and have sufficient Jobylon permissions to enable integrations.

To ensure maximum experience, please enable extra permissions on your LinkedIn Recruiter page. In LinkedIn Recruiter, Product Settings navigate to [ATS Integration](#) tab. Click Edit on the activated integration, and enable missing permissions. For more detailed steps see LinkedIn Recruiter [setup guide](#).

At the bottom of the content area, there is a blue button labeled 'Show LinkedIn configurations', which is pointed to by an orange circle 'b'.

Step 2 of 3 Set up integration in Jobylon.*

- a Admins can request to activate integrations all at once — across all packages — inside the onboarding widget.**

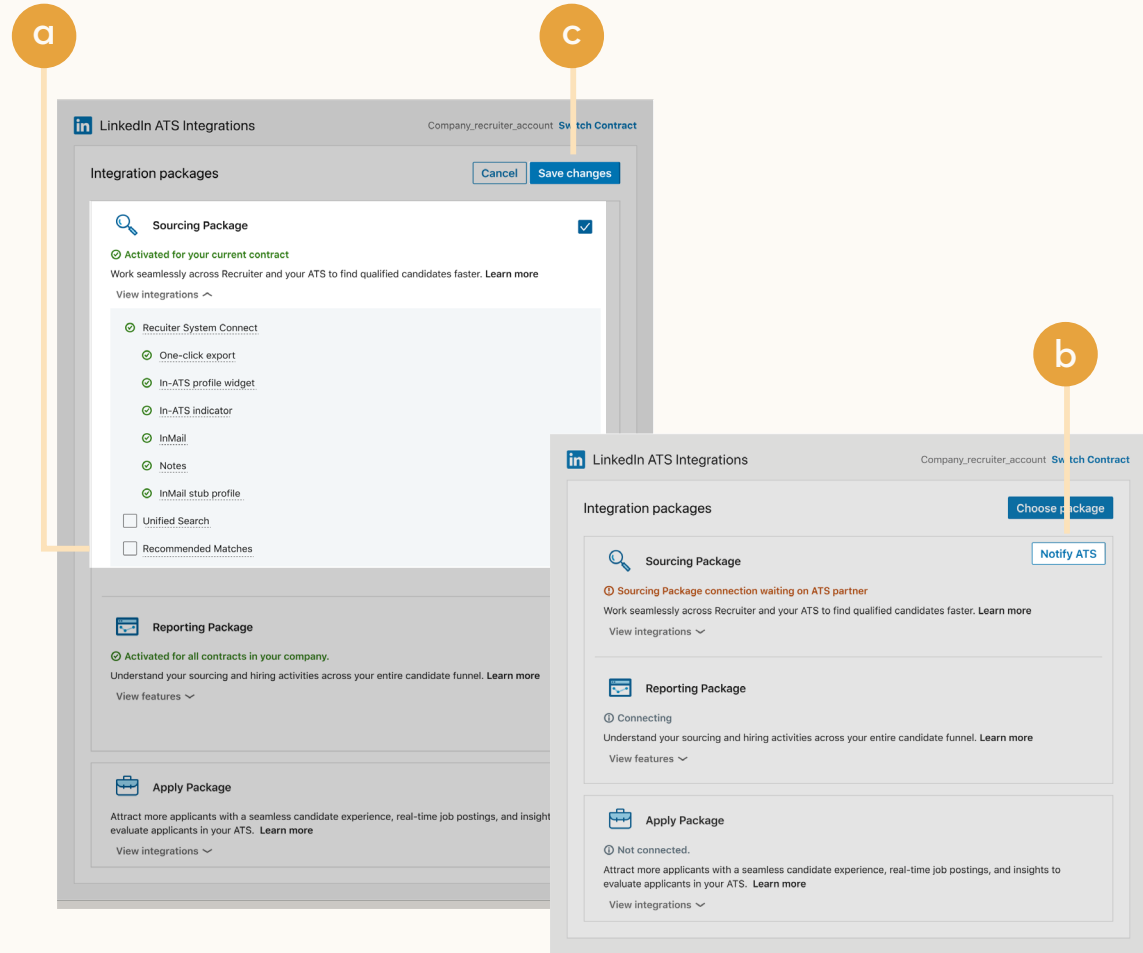
Please note: Default access level is contract level for sourcing packages versus company level for reporting and applicant management packages.

- b (Optional) Connection not moving fast enough? Nudge partners with a notification.

- c Hit **“Save changes”** to confirm integration activation. Your integrations will be turned on at this point.

*Check with your ATS to ensure all features are enabled for you.

**If an integration package or feature is grayed out, it's either because your ATS is not offering it at this time or you don't have the permission to adjust this package. Check with your ATS to ensure all features are enabled for you or to request an integration.



Step 3 of 3 Enable historical data sync with Recruiter.

- a Some optional configuration parameters will appear. Choose the date range to sync historical data from. You can also exclude certain job types and statuses from the sync.
- b Click **“Save configuration and start synchronization.”** Synchronization may take a couple of minutes or longer, depending on the amount of data.

a

Optional configuration parameters

ⓘ If nothing is specified, Jobylon will synchronize all company historical data to LinkedIn. It is **highly recommended** that you synchronize all your company historical data for the LinkedIn RSC integration to function. Please make sure your LinkedIn recruiter email address is set and verified in [Jobylon](#).

ⓘ Note, you can not change the synchronization parameters after they are set and the historical data synchronization has been started.

Do not synchronize jobs created before (optional)

Do not synchronize job with status(es) (optional)

Select one or more job statuses

Do not synchronize

- Confidential recruitment jobs
- Hidden jobs
- Internal jobs

Save configuration and start synchronization

b

Step 3 (Cont.) of 3 Enable historical data sync with Recruiter.

- c Reload the page to confirm that the integration is enabled and historical data has been synced.

LinkedIn RSC configuration

Recruiter System Connect (RSC) synchronizes your company jobs and applications information between Jobylon and LinkedIn Recruiter. Kindly see [Recruiter System Connect Presentation](#) to learn more about the features and how Jobylon & LinkedIn integration is working together.

Integration Status

LinkedIn APP ID: 208646930

To ensure maximum experience, please enable extra permissions on your LinkedIn Recruiter page. In LinkedIn Recruiter, Product Settings navigate to [ATS Integration](#) tab. Click Edit on the activated integration, and enable missing permissions. For more detailed steps see LinkedIn Recruiter [setup guide](#).

	CSA API	Enabled
	In ATS Indicator	Enabled
	One Click Export	Enabled
	Profile Plugin	Enabled

Historical data synchronization status:



Sourcing package

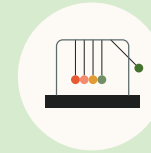
Unified Search

Save time by searching and sourcing from Jobylon and LinkedIn simultaneously. Access Jobylon candidate records not found on LinkedIn and explore LinkedIn outside your ATS, covering all your bases. Save candidates to a job and send InMail messages without leaving Jobylon.

Note: You must activate [Recruiter System Connect \(RSC\)](#) to integrate Unified Search.

✘ This integration currently isn't available with Jobylon.

Want this integration? Reach out to your Jobylon rep. Or, you can [let us know](#) you're interested in this integration.



Save time with less searching



Find candidates across networks



Engage directly from Jobylon

Sourcing package

Recommended Matches

Let LinkedIn do the work for you. Discover candidate recommendations based on job descriptions you post in your ATS. Save your favorite candidates, send them InMail messages, and easily archive candidates from your ATS. Matches continually improve with each use.

Note: You must activate [Recruiter System Connect \(RSC\)](#) to integrate Recommended Matches.

✘ This integration currently isn't available with Jobylon.

Want this integration? Reach out to your Jobylon rep. Or, you can [let us know](#) you're interested in this integration.



Get automatic recommendations



Discover qualified candidates faster



Engage directly from Jobylon

Reporting package

ATS-Enabled Reporting

Gain insight across your end-to-end hiring funnel to optimize where you spend your time and understand the value of all your sources, including LinkedIn. This integration is available for any customer who has activated RSC.



Gain more actionable insights



Discover valuable sources



Make more informed decisions

Step 1 of 2 Set up ATS-Enabled Reporting in Jobylon.

- a Go to **“My Company”** and click on **“LinkedIn RSC configuration.”**
- b Click on **“Show LinkedIn configuration.”** If prompted, log in using your LinkedIn credentials.

The screenshot displays the Jobylon interface for LinkedIn RSC configuration. At the top, a navigation bar includes icons for home, list, search, checkmark, mail, calendar, and a plus sign. Below this is a menu with items: My Company, Team Settings, Message Templates, Candidate Forms, Recruiting Pipeline, Hidden Applicants, and **LinkedIn RSC configuration** (highlighted in blue). A callout 'a' points to this menu item. The main content area is titled 'LinkedIn RSC configuration' and contains the following text:

Recruiter System Connect (RSC) synchronizes your company jobs and applications information between Jobylon and LinkedIn Recruiter. Kindly see [Recruiter System Connect Presentation](#) to learn more about the features and how Jobylon & LinkedIn integration is working together.

ⓘ You have no Jobylon - LinkedIn integrations setup yet. Please note that you must be a LinkedIn Recruiter admin and have sufficient Jobylon permissions to enable integrations.

To ensure maximum experience, please enable extra permissions on your LinkedIn Recruiter page. In LinkedIn Recruiter, Product Settings navigate to [ATS Integration](#) tab. Click Edit on the activated integration, and enable missing permissions. For more detailed steps see LinkedIn Recruiter [setup guide](#).

At the bottom of the content area is a blue button labeled 'Show LinkedIn configurations'. A callout 'b' points to this button.

Step 2 of 2 Set up ATS-Enabled Reporting in Jobylon.

- a You'll see the onboarding widget. Click on **"Choose package."**
- b Then check the **"Reporting Package"** to activate ATS-Enabled Reporting.
- c Hit **"Save changes"** to confirm integration activation. Your integration will be turned on at this point.

The screenshot displays the LinkedIn ATS Integrations interface. At the top, it shows the LinkedIn logo, the text 'LinkedIn ATS Integrations', and a 'Switch Contract' link. Below this is a section titled 'Integration packages' with a 'Choose package' button. Three packages are listed: 'Sourcing Package' (checked), 'Reporting Package' (checked), and 'Apply Package' (unchecked). The 'Reporting Package' is highlighted with a blue border, and a 'Save changes' button is visible in the top right corner of this highlighted area. Callout 'a' points to the 'Choose package' button, callout 'b' points to the 'Reporting Package' checkbox, and callout 'c' points to the 'Save changes' button.

Apply package

Apply Connect

Optimize your candidate experience and encourage more job seekers to easily apply. Post your roles in real-time to LinkedIn from Jobylon and leverage dynamic LinkedIn profile and application data in Jobylon including relevant skills based on the job. Enable applicant notifications to send application status updates automatically to candidates across key stages in the application cycle.

✘ This integration currently isn't available with Jobylon.

Want this integration? Reach out to your Jobylon rep. Or, you can [let us know](#) you're interested in this integration.



Get dynamic LinkedIn Profile information



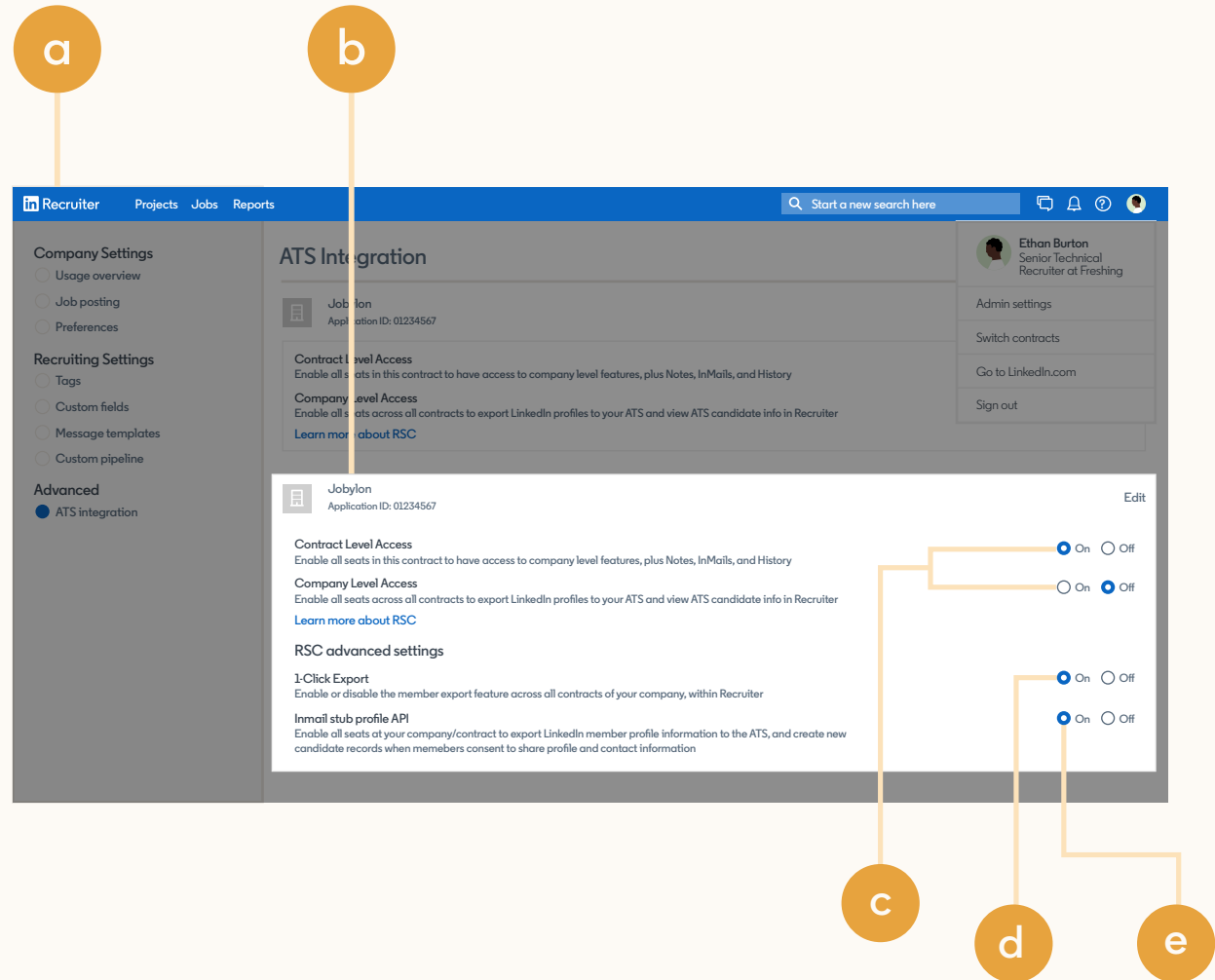
Find qualified applicants faster



Reduce candidate drop-off

Optional step Adjust your access settings in Recruiter.

- a Open your LinkedIn Recruiter Admin account in a new tab.
- b Scroll down to your Jobylon section.
- c Connect “**Contract Level Access,**” “**Company Level Access,**” or both by clicking “**On**” for the desired access.
- d Activate 1-click export to quickly transfer simple candidate information to your ATS.
- e Activate the InMail Stub Profile API to create or update profiles in your ATS when a candidate consents to share their contact information with your company via InMail.



Additional resources

Get help setting up and using LinkedIn ATS Integrations at your organization.

Email support

Email us at LTSATSIntegrations@LinkedIn.com for general support and answers.

Request an integration

Want an integration that isn't available yet? Reach out to a Jobylon rep or complete the [form](#).

