

LinkedIn ATS Integrations

# Connect LinkedIn Recruiter & Jobs to Mercury xRM

Discover a simplified, insights-driven workflow that helps you engage more qualified candidates faster.




# Table of Contents

Benefits .....	3
Packages.....	4
Integration availability .....	5
Recruiter System Connect (RSC).....	6
Unified Search .....	10
Recommended Matches .....	11
ATS-Enabled Reporting .....	12
Apply Connect .....	15
Optional step.....	16

# Spend more time on people, not process.

Discover the one integration suite that can save your team time so you can focus on what matters most — hiring the right people.



## Save time

Quickly access all the information you need without switching between platforms.



## Hire qualified candidates

Attract the most qualified candidates and move them through the hiring funnel faster.



## Make informed decisions

Strengthen your hiring strategy with relevant candidate insights and data-driven reports.

**Pricing:** LinkedIn ATS Integrations are provided by LinkedIn at no additional cost if you hold a full Recruiter seat. Some ATS providers may charge a fee for certain integrations.

# Integrations for all of your hiring needs

LinkedIn ATS Integrations help you stay efficient at every stage of the hiring process.



## Sourcing package

Work seamlessly across Recruiter and your ATS to find qualified candidates faster.

### Recruiter System Connect

Connect your ATS to LinkedIn Recruiter to access information when and where you need it, without having to switch between platforms.

### Unified Search

Search and message candidates across both your ATS and the LinkedIn network directly from your ATS.

### Recommended Matches

Discover candidate recommendations based on job descriptions you post in your ATS.



## Reporting package

Understand your sourcing and hiring activities across your entire funnel.

### ATS-Enabled Reporting

Gain insight across your end-to-end hiring funnel to optimize where you spend your time and to understand the value of all your sources, including LinkedIn.



## Apply package

Streamline the job posting and application processes so you can focus on the most qualified candidates.

### Apply Connect

Attract more applicants with a seamless candidate experience and real-time job postings, then use insights to evaluate applicants in your ATS.

### Apply with LinkedIn

Let candidates apply to jobs on your career site using their LinkedIn profile information.

Whatever stage your candidates are at, LinkedIn ATS Integrations can move them through the funnel faster with these packaged solutions.

## Sourcing package

### Recruiter System Connect – [Get started](#) ↓

- ✓ Identify which candidates are already in your ATS when searching in Recruiter
- ✓ Filter LinkedIn searches by existing ATS candidates
- ✓ Access ATS candidate history and status on Recruiter profiles
- ✓ Export limited LinkedIn profiles to your ATS
- ✓ View real-time LinkedIn profile information for candidates in your ATS
- ✓ Send messages and view LinkedIn Notes and InMail from within your ATS

### Unified Search – [Get started](#) ↓

- ✗ Search candidates across both your ATS and the LinkedIn network directly from your ATS

### Recommended Matches – [Get started](#) ↓

- ✗ Get LinkedIn candidate recommendations for jobs in your ATS

## Reporting package

### ATS-Enabled Reporting – [Get started](#) ↓

- ✓ Optimize your strategy with full-funnel activity insights from the Hiring Funnel Report
- ✓ Evaluate different candidate sources with the Source Report
- ✓ Understand the impact of your LinkedIn activity with LinkedIn Touch Attribution
- ✓ Use industry benchmarks to compare against industry peers

## Apply package

### Apply Connect – [Get started](#) ↓

- ✗ Post jobs from your ATS to LinkedIn in real time
- ✗ Allow candidates to apply to jobs from any device without leaving LinkedIn
- ✗ Get applications from LinkedIn delivered directly to your ATS
- ✗ Incorporate screening questions from your ATS into your LinkedIn applications
- ✗ View real-time LinkedIn profiles and applicant insights in your ATS
- ✗ Receive LinkedIn skills data about applicants
- ✗ Send application status updates to candidates with automated notifications

### Apply with LinkedIn

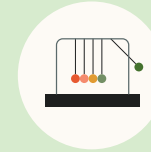
- ✓ Let candidates apply to jobs on your career site using their LinkedIn profile information

Sourcing package

# Recruiter System Connect (RSC)

Connect your ATS with LinkedIn Recruiter to access candidate information, boost collaboration, and view more applicant data in both Recruiter and Mercury xRM without having to switch between platforms.

- Get the same candidate data in both Recruiter and Mercury xRM, saving you time and keeping you up to date wherever you're working
- View a candidate's LinkedIn profile with Mercury xRM and easily see which candidates are already in Mercury xRM from Recruiter
- See all Recruiter notes and InMail messages in Mercury xRM for a complete view of your candidate interactions
- Automatically create or update a profile within Mercury xRM when a candidate responds to an InMail message
- Activate RSC to pave a path for easier activation of other powerful LinkedIn ATS Integrations



Save time now that you're connected



Connect at no additional cost



RSC is secure and GDPR compliant

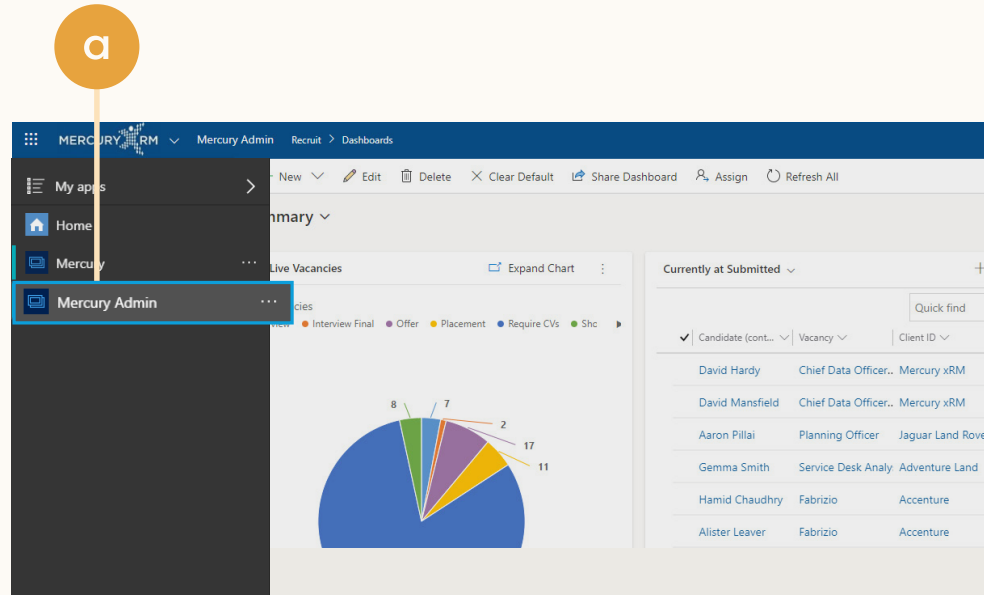


Easy setup for administrators

# Step 1 of 3 Set up integration in Mercury xRM.

- a Select “Mercury Admin” under the “Dynamics 365” dropdown menu.
- b This will take you to the onboarding page and direct you to request an integration.

LinkedIn ATS Integrations → Sourcing → Recruiter System Connect



## Step 2 of 3 Set up Recruiter System Connect in Mercury xRM.\*

- a** Admins can request to activate integrations all at once — across all packages — inside the onboarding widget.\*\*

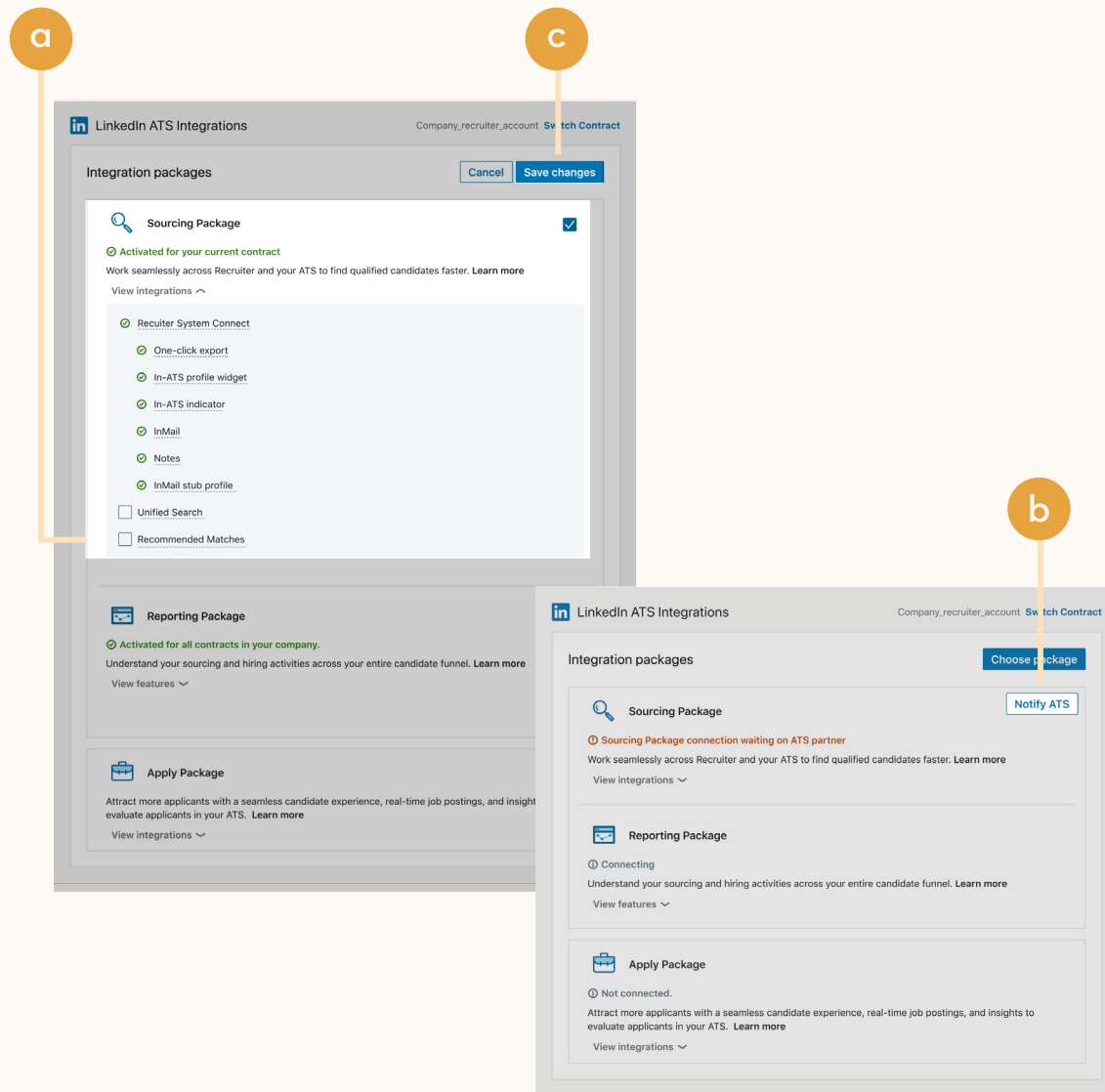
**Please note:** Default access level is contract level for sourcing packages versus company level for reporting and applicant management packages.

- b** (Optional) Connection not moving fast enough? Nudge partners with a notification.

- c** Hit **“Save changes”** to confirm integration activation. Your integrations will be turned on at this point.

\*Check with your ATS to ensure all features are enabled for you.

\*\*If an integration package or feature is grayed out, it's either because your ATS is not offering it at this time or you don't have the permission to adjust this package. Check with your ATS to ensure all features are enabled for you or to request an integration.





## Step 3 of 3 Start data transfer.

α To the right of the “Request an Integration” module, click the button to “Start your historical data transfer.”

The process of syncing your data will start, and the status of each of the datasets that are being synced will be indicated.



LinkedIn ATS Integrations Company\_recruiter\_account [Switch Contract](#)

Integration packages Cancel Save changes

- Sourcing Package**   
✔ Activated for your current contract  
Work seamlessly across Recruiter and your ATS to find qualified candidates faster. [Learn more](#)  
View integrations ▾
- Reporting Package**   
✔ Activated for all contracts in your company.  
Understand your sourcing and hiring activities across your entire candidate funnel. [Learn more](#)  
View features ▾
- Apply Package**   
Attract more applicants with a seamless candidate experience, real-time job postings, and insights to evaluate applicants in your ATS. [Learn more](#)  
View integrations ▾

Start your historical data transfer

Sourcing package

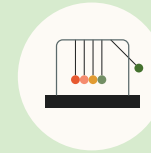
# Unified Search

Save time by searching and sourcing from Mercury xRM and LinkedIn simultaneously. Access Mercury xRM candidate records not found on LinkedIn and explore LinkedIn outside your ATS, covering all your bases. Save candidates to a job and send InMail messages without leaving Mercury xRM.

**Note:** You must activate [Recruiter System Connect \(RSC\)](#) to integrate Unified Search.

**✘ This integration currently isn't available with Mercury xRM.**

**Want this integration?** Reach out to your Mercury xRM rep. Or, you can [let us know](#) you're interested in this integration.



Save time with less searching



Find candidates across networks



Engage directly from Mercury xRM

Sourcing package

# Recommended Matches

Let LinkedIn do the work for you. Discover candidate recommendations based on job descriptions you post in your ATS. Save your favorite candidates, send them InMail messages, and easily archive candidates from your ATS. Matches continually improve with each use.

**Note:** You must activate [Recruiter System Connect \(RSC\)](#) to integrate Recommended Matches.

**✘ This integration currently isn't available with Mercury xRM.**

**Want this integration?** Reach out to your Mercury xRM rep. Or, you can [let us know](#) you're interested in this integration.



Get automatic recommendations



Discover qualified candidates faster



Engage directly from Mercury xRM

Reporting package

# ATS-Enabled Reporting

Gain insight across your end-to-end hiring funnel to optimize where you spend your time and understand the value of all your sources, including LinkedIn. This integration is available for any customer who has activated RSC.



Gain more actionable insights



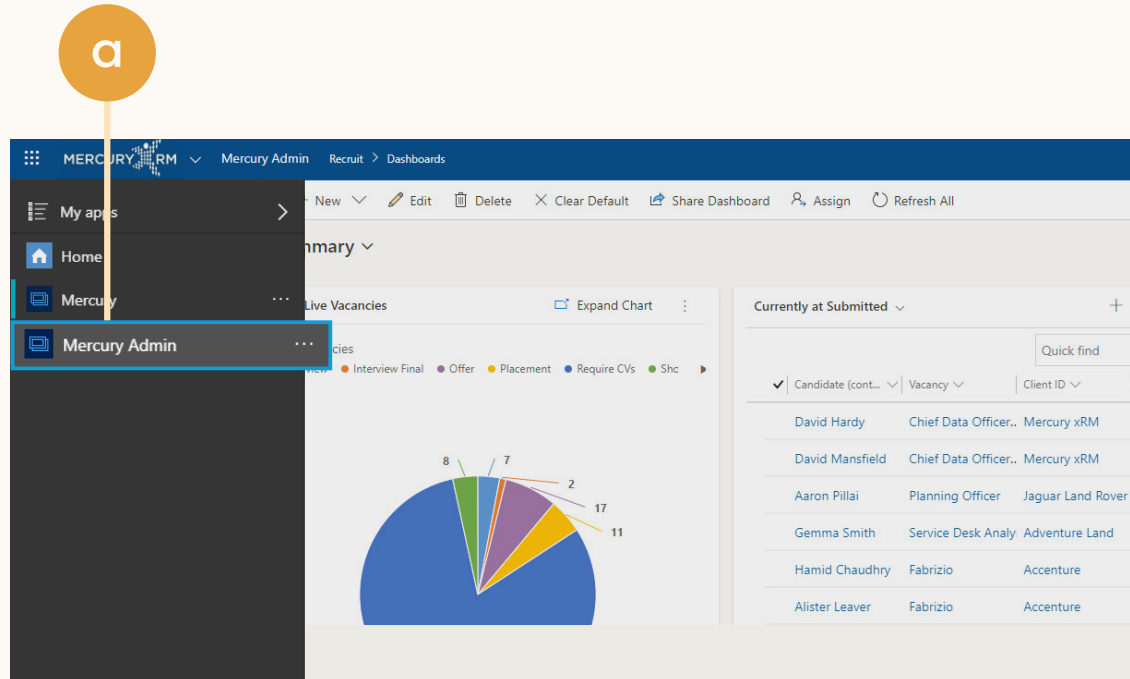
Discover valuable sources



Make more informed decisions

## Step 1 of 2 Set up ATS-Enabled Reporting in Mercury xRM.

- a Select **“Mercury Admin”** under the **“Dynamics 365”** dropdown menu.
- b This will take you to the onboarding page and direct you to request an integration.



## Step 2 of 2 Set up ATS-Enabled Reporting in Mercury xRM.

- a** You'll see the onboarding widget. Then check the **"Reporting Package"** to activate ATS-Enabled Reporting.
- b** Hit **"Save changes"** to confirm integration activation. Your integration will be turned on at this point.

The screenshot shows the 'LinkedIn ATS Integrations' interface for a 'Company\_recruiter\_account'. At the top right, there is a 'Switch Contract' link. Below this, the 'Integration packages' section contains three items:

- Sourcing Package**: Includes a magnifying glass icon, a checkmark in a box, and the text 'Activated for your current contract'. Description: 'Work seamlessly across Recruiter and your ATS to find qualified candidates faster. Learn more'. A 'View integrations' dropdown is present.
- Reporting Package**: Includes a calendar icon, a checkmark in a box, and the text 'Activated for all contracts in your company.'. Description: 'Understand your sourcing and hiring activities across your entire candidate funnel. Learn more'. A 'View features' dropdown is present.
- Apply Package**: Includes a briefcase icon, an unchecked checkbox, and the text 'Apply Package'. Description: 'Attract more applicants with a seamless candidate experience, real-time job postings, and insights to evaluate applicants in your ATS. Learn more'. A 'View integrations' dropdown is present.

At the top right of the integration packages area, there are 'Cancel' and 'Save changes' buttons. Two callout boxes are present: 'a' points to the 'Reporting Package' checkbox, and 'b' points to the 'Save changes' button.

Apply package

# Apply Connect

Optimize your candidate experience and encourage more job seekers to easily apply. Post your roles in real-time to LinkedIn from Mercury xRM and leverage dynamic LinkedIn profile and application data in Mercury xRM including relevant skills based on the job. Enable applicant notifications to send application status updates automatically to candidates across key stages in the application cycle.

**✘ This integration currently isn't available with Mercury xRM.**

**Want this integration?** Reach out to your Mercury xRM rep. Or, you can [let us know](#) you're interested in this integration.



Get dynamic LinkedIn Profile information



Find qualified applicants faster



Reduce candidate drop-off

## Optional step Adjust your access settings in Recruiter.

- a Open your LinkedIn Recruiter Admin account in a new tab.
- b Scroll down to your Mercury xRM section.
- c Connect “**Contract Level Access**,” “**Company Level Access**,” or both by clicking “**On**” for the desired access.
- d Activate 1-click export to quickly transfer simple candidate information to your ATS.
- e Activate the InMail Stub Profile API to create or update profiles in your ATS when a candidate consents to share their contact information with your company via InMail.

The screenshot shows the LinkedIn Recruiter Admin interface. The top navigation bar includes 'Recruiter', 'Projects', 'Jobs', and 'Reports'. A search bar is on the right. The left sidebar contains 'Company Settings', 'Recruiting Settings', and 'Advanced' sections. The main content area is titled 'ATS Integration' and shows settings for 'Mercury xRM' (Application ID: 01234567). The settings are organized into sections: 'Contract Level Access', 'Company Level Access', and 'RSC advanced settings'. Callouts 'a' and 'b' point to the top navigation and the Mercury xRM section header, respectively. Callout 'c' points to the 'Contract Level Access' toggle, which is currently set to 'Off'. Callout 'd' points to the '1 click export' toggle, which is currently set to 'On'. Callout 'e' points to the 'Inmail stub profile API' toggle, which is currently set to 'On'. The right sidebar shows the user profile for 'Ethan Burton, Senior Technical Recruiter at Freshing' with options for 'Admin settings', 'Switch contracts', 'Go to LinkedIn.com', and 'Sign out'.



# Additional resources

Get help setting up and using LinkedIn ATS Integrations at your organization.

## Email support

Email us at [LTSATSIntegrations@LinkedIn.com](mailto:LTSATSIntegrations@LinkedIn.com) for general support and answers.

## Request an integration

Want an integration that isn't available yet? Reach out to a ClearCompany rep or complete the [form](#).

