



# Staffing Market Pulse Indonesia

## HIRING LANDSCAPE

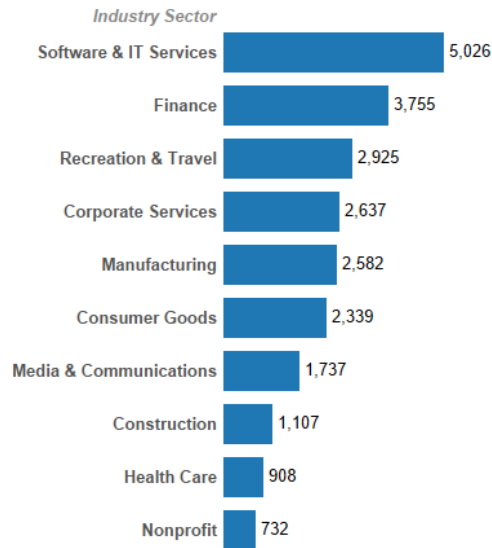
**32,863** professionals were hired between Nov-2017 and Jan-2018, of which **6,484** are contractors.

**Software & IT Services** is leading in hiring volume, with the industry contributing **15%** of the total new hires in Indonesia.

These new hires have been actively engaging on LinkedIn. 3 months prior to starting at their new companies, new hires have viewed **6** jobs, started following **3** staffing firms, and InMail response rate was **59%**.

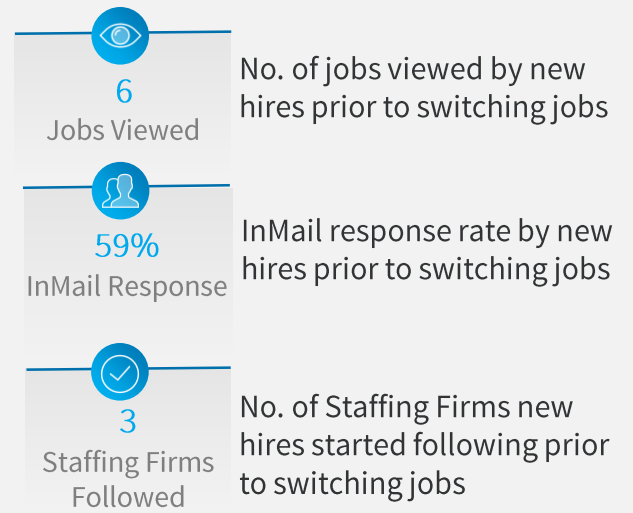
### Hiring Volume

No. of new hires, top 10 industries

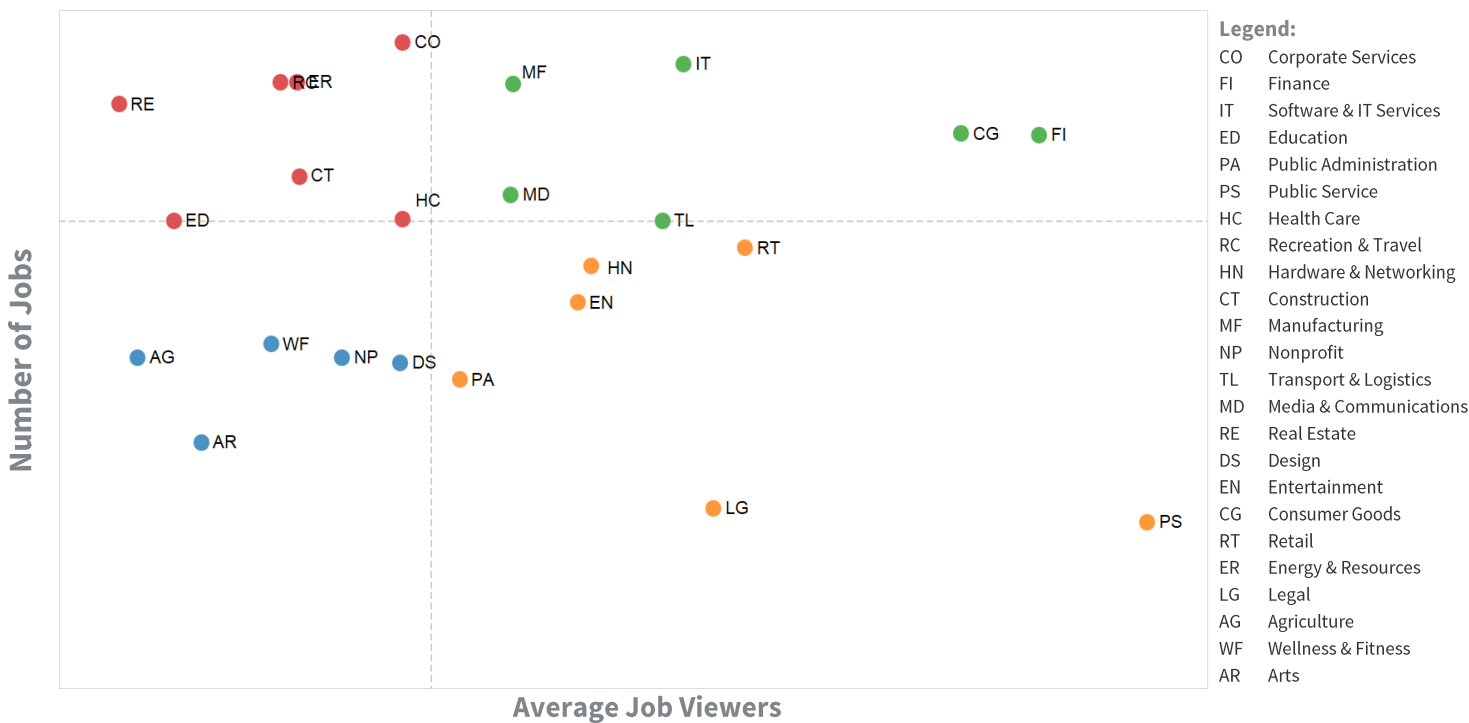


### Jobs, InMail, and Followers Engagement

New Hires' engagement on LinkedIn 3 months prior to starting at their new company



## JOB MARKET OPPORTUNITY MATRIX



## OPPORTUNITY MATRIX

### Candidates Pipelining

Job posting volume was high but the jobs attracted relatively low number of job viewers

### Clients Pipelining

Job posting volume was low but the jobs attracted relatively high number of job viewers

### Matching Game

Job posting volume and number of job viewers were both relatively high

## COMPETITION WATCH

There are **1,499** staffing firms competing in Indonesia.

The ratio of open jobs to staffing recruiters (as of Jan-2018) in Indonesia is **9.33** (compared to 2.98 in Asia).

### Competition Overview by the numbers



### Followers Leaderboard

Top 5 Staffing Firms by company size and num. of followers

