



Staffing Market Pulse Australia

HIRING LANDSCAPE

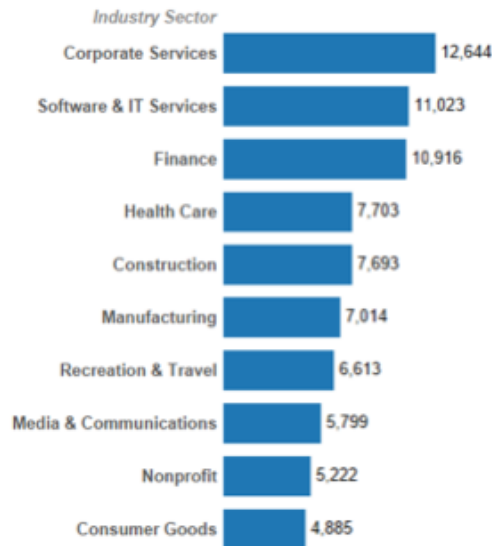
116,553 professionals were hired between Nov-2017 and Jan-2018, of which **31,998** are contractors.

Corporate Services is leading in hiring volume, with the industry contributing **11%** of the total new hires in Australia.

These new hires have been actively engaging on LinkedIn. 3 months prior to starting at their new companies, new hires have viewed **5** jobs, started following **3** staffing firms, and InMail response rate was **46%**.

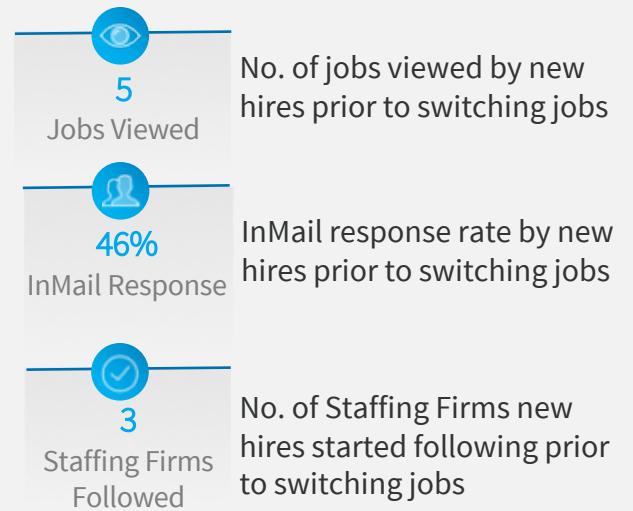
Hiring Volume

No. of new hires, top 10 industries

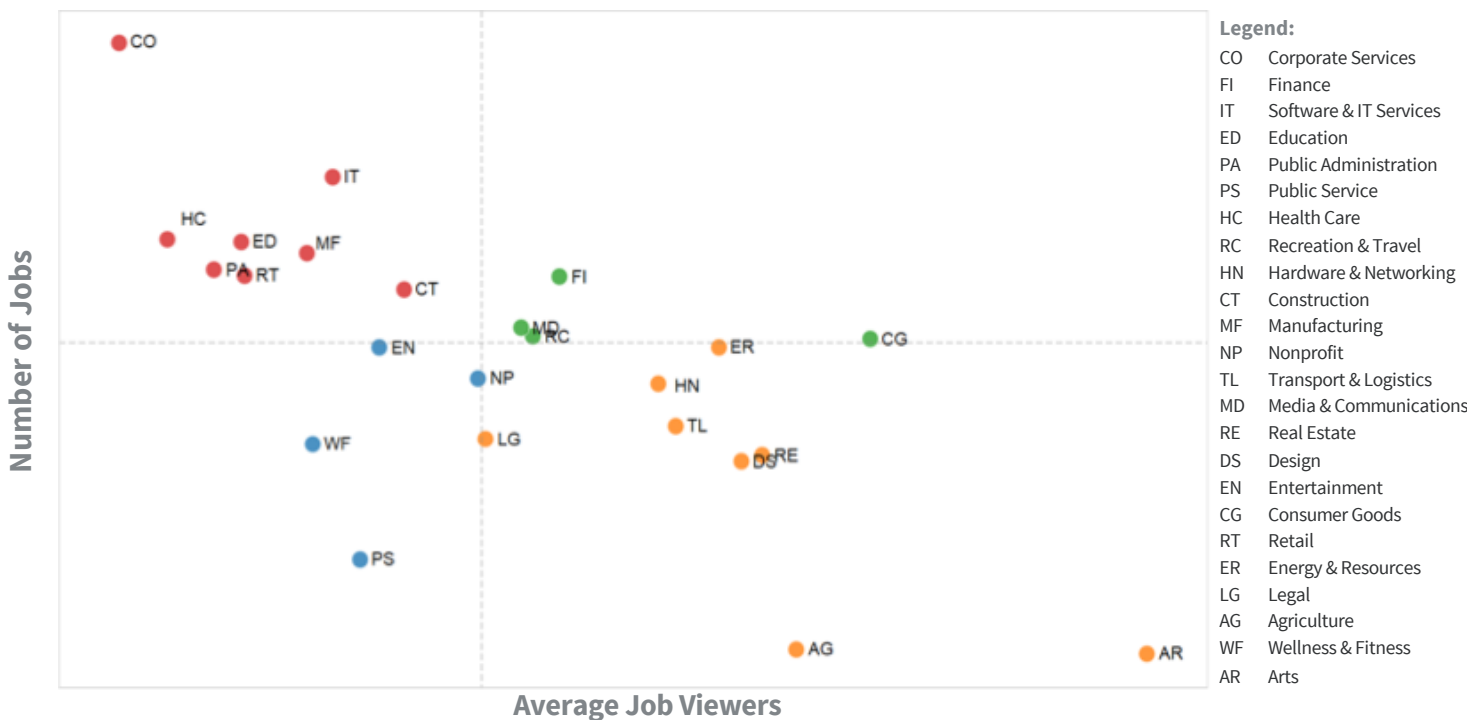


Jobs, InMail, and Followers Engagement

New Hires' engagement on LinkedIn 3 months prior to starting at their new company



JOB MARKET OPPORTUNITY MATRIX



OPPORTUNITY MATRIX

Candidates Pipelining

Job posting volume was high but the jobs attracted relatively low number of job viewers

Clients Pipelining

Job posting volume was low but the jobs attracted relatively high number of job viewers

Matching Game

Job posting volume and number of job viewers were both relatively high

COMPETITION WATCH

There are **4,742** staffing firms competing in Australia.

The ratio of open jobs to staffing recruiters (as of Jan-2018) in Australia is **1.86** (compared to 1.93 in Oceania).

Competition Overview by the numbers



Followers Leaderboard

Top 5 Staffing Firms by company size and num. of followers

