

Set Up Connectifier

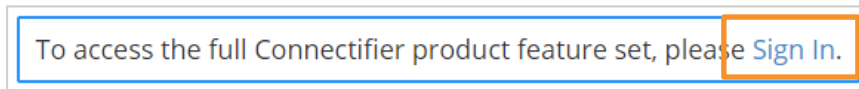
Connectifier helps you find and contact the right candidates, by providing the ability to email hard-to-reach candidates and to personalize your message with more comprehensive candidate data like social media links.

Connectifier is a browser extension that works alongside LinkedIn Recruiter and is compatible with Google Chrome, Firefox (v58+), and Edge browsers. It only takes a few minutes to set up.

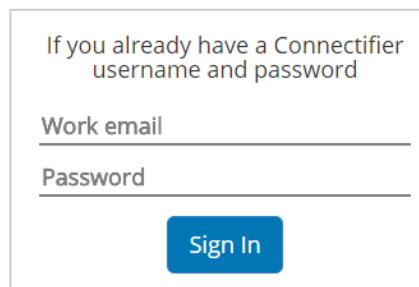
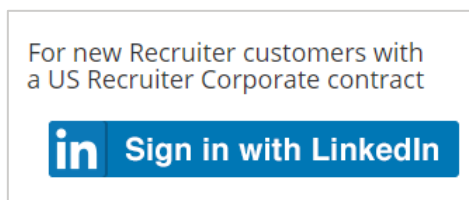
If you need support setting up Connectifier, please contact your LinkedIn representative or email (lcshep@linkedin.com).

Install Connectifier

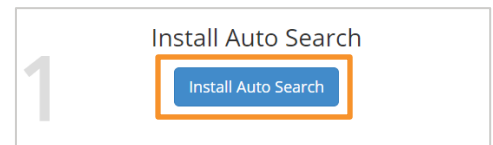
1. Go to <https://www.connectifier.com/download> and click **Sign In**.



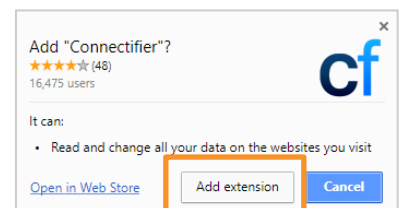
1. Sign in with your LinkedIn Recruiter Corporate or Connectifier credentials.



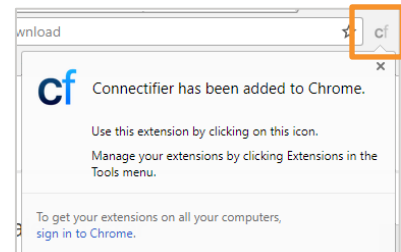
2. Click **Install Auto Search**.



3. Click **Add extension**.

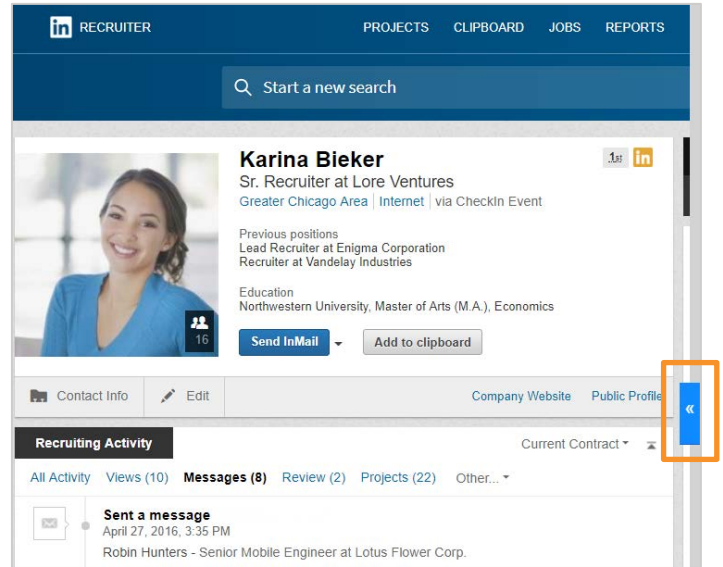


4. Verify the extension has been added to your browser.
5. Click the **x** in the upper-right corner to close this pop-up.

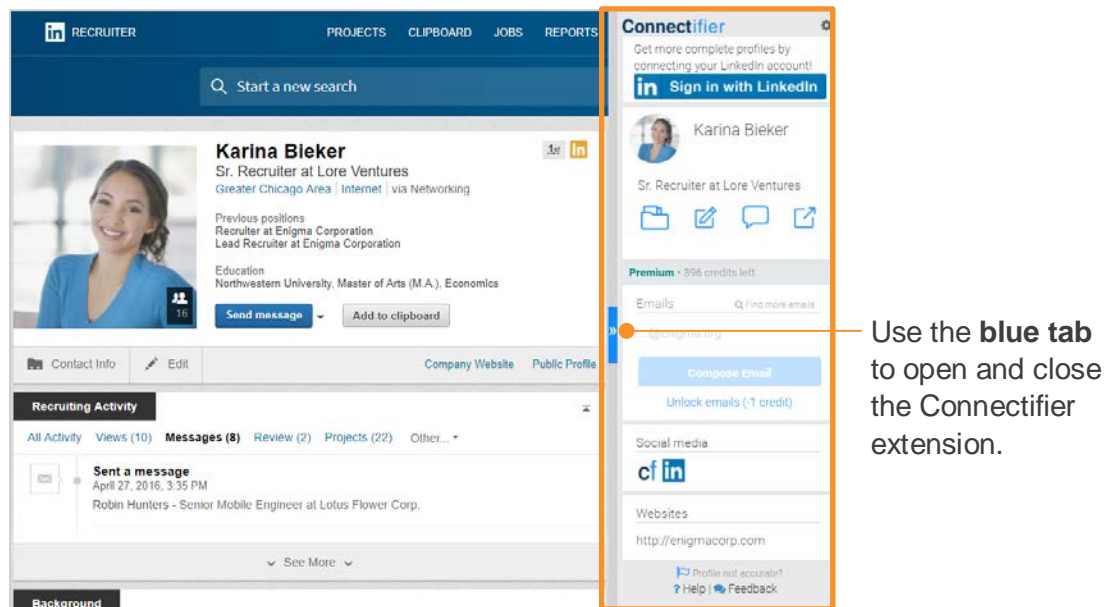


Verify Installation of Connectifier

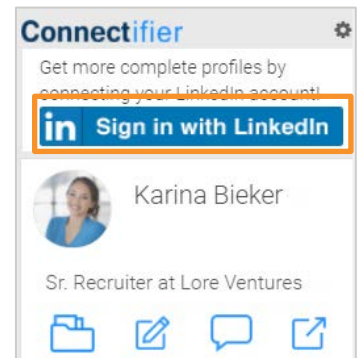
1. Sign in to **LinkedIn Recruiter**.
2. Navigate to an individual profile.
3. Look for the **blue tab** on the right side of the screen.



4. Click the **blue tab** to open the Connectifier extension.



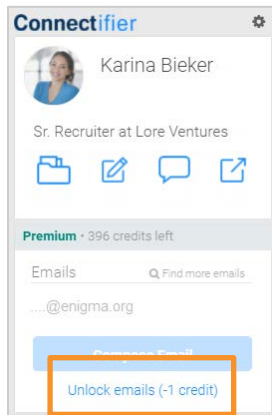
5. If prompted, click **Sign in with LinkedIn** to sign in to your LinkedIn account and optimize your Connectifier experience.



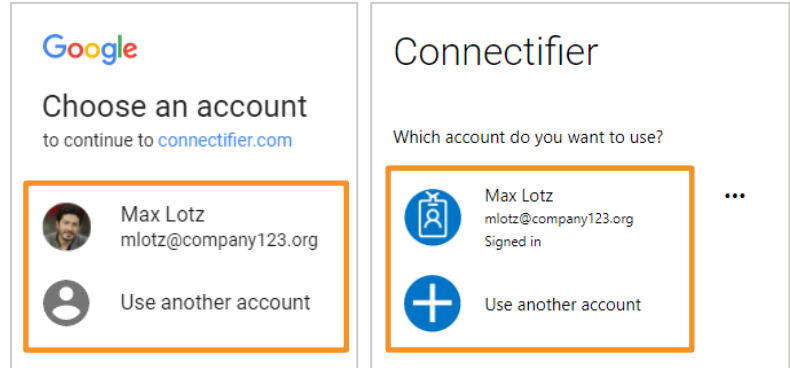
Set Up Email

If you have a Gmail or Office 365 email account, you can connect your email with Connectifier. This will allow you to compose messages right from Connectifier and set up templates for common types of communications.

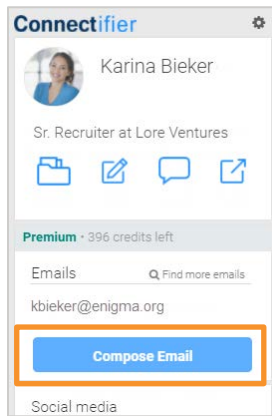
1. Click **Unlock emails**.



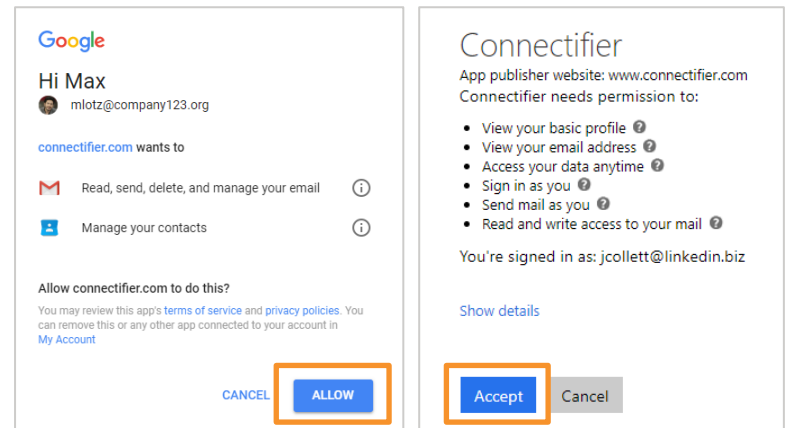
4. Choose your account or select **Use another account** and enter your email credentials.



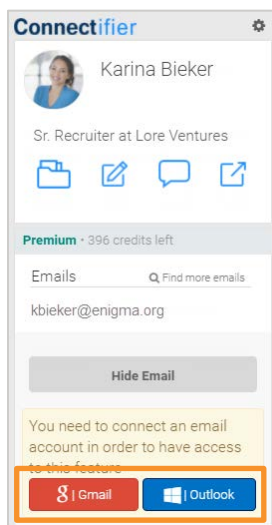
2. Click **Compose Email**.



5. Click **ALLOW** or **Accept**.



3. Click **Gmail** or **Outlook**.



6. Connectifier will sync with your email. Once your email is set up, you'll see an email compose section added to Connectifier.

