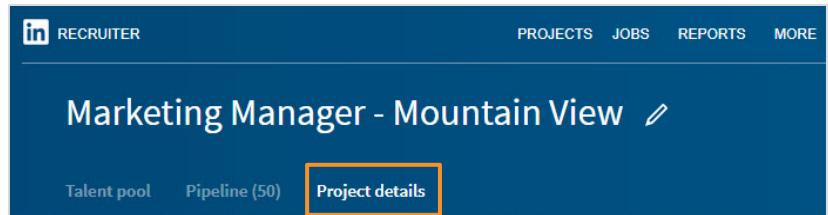


# Share a Project

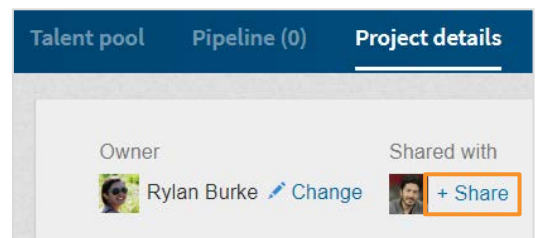
You can share projects with individual recruiters or all recruiters on your dashboard. Sharing a project is particularly helpful if you and your colleagues are looking to fill similar roles, as you can save profiles and anything related to the role in one place. If you own a project and share it with other seat holders, they will have the same capability within the project as you do, with the exception of changing the project settings.

## Share a Project

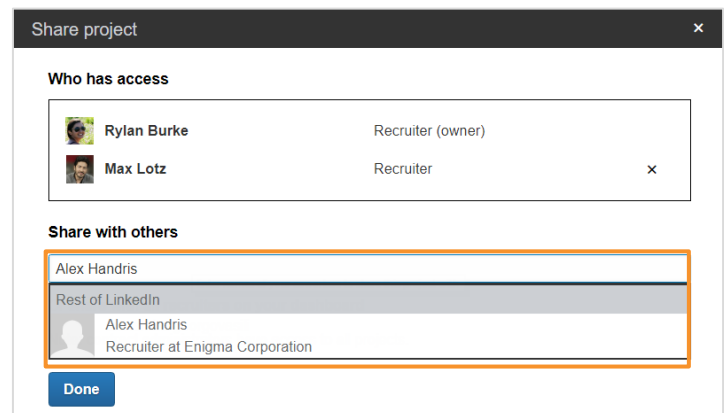
1. From within a project, click the **Project details** tab.



2. Click **+Share**.

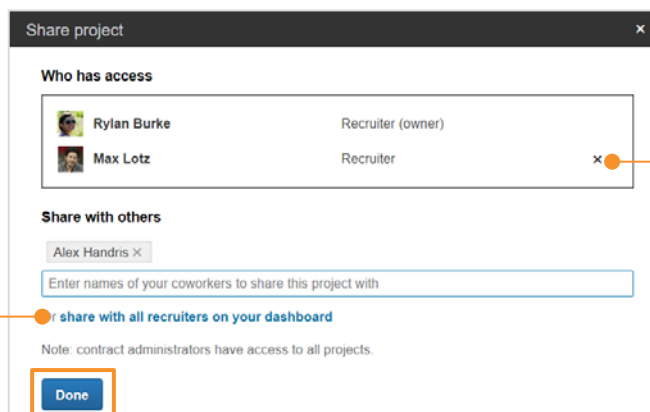


3. Type individual names and select from the dropdown menu to share with specific team members.



4. Click **Done**.

Click **share with all recruiters on your dashboard** to share with your entire team.



Click the **X** when you want to remove someone who no longer needs access to the project.