

INDUSTRY TALENT REPORT

EMPLOYMENT TRENDS

+0.06%

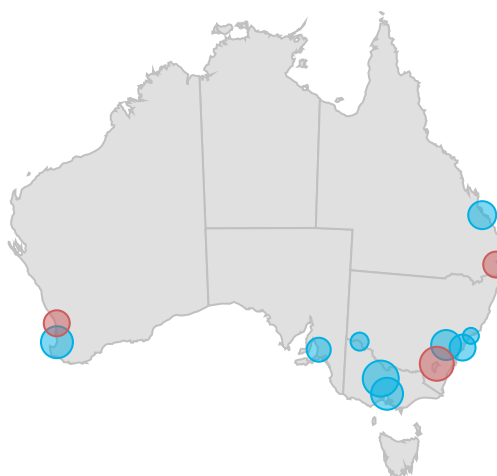
Employment of Banking industry professionals in Australia grew by +0.06% over the past year

LinkedIn Industry Talent Report

- With more than 450M+ members in over 200 countries/territories, LinkedIn has the ability to analyze professional movement. This report shows you the macro-trends within an industry through the lens of LinkedIn data.
- We hope these insights help to inform your data-driven hiring & planning decisions. You can use this report to stay up-to-date on what movement looks like within a specific industry and how to engage these professionals.

EMPLOYMENT GROWTH IN AUSTRALIA top regional growth in the Banking industry

- 1 Bendigo, AU +6.5%
- 2 Melbourne, AU +4.4%
- 3 Western Australia, AU +3.7%
- 4 New South Wales, AU +3.4%
- 5 Queensland, AU +2.5%
- 6 Sydney, AU +1.9%
- 7 Adelaide, AU +1.2%
- 8 Victoria, AU +0.50%
- 9 Newcastle, AU +0.48%
- 10 Perth, AU -1.76%



● positive growth ● negative growth

INDUSTRY FLOWS

Professionals moving in and out of the Australia Banking industry

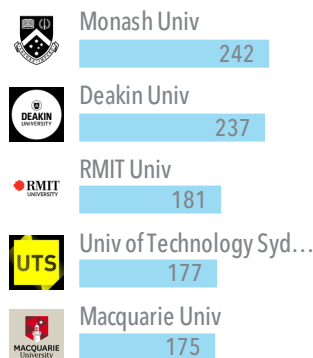
TALENT MOVED TO/FROM	TALENT LOST	TALENT GAINED
Financial Services	-1,779	1,328
Info Tech & Services	-383	427
Telecommunications	-153	174
Insurance	-148	133
Government Administration	-147	71

top 5 displayed based on total movement (in and out)

RECENT GRADUATE HIRING graduated within the last 3 yrs

Top Schools

that produced the largest number of recent grad hires



6,000+
recent graduates are currently employed in the Australia Banking industry

10.2%
of recent graduate hires hold a postgraduate degree

JOB MOBILITY

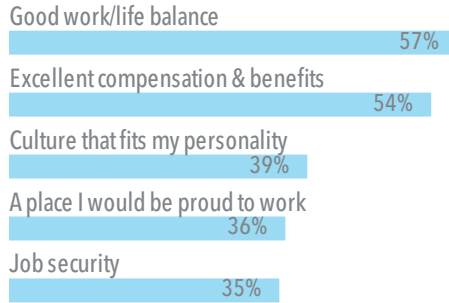
SOUGHT AFTER SKILLS

By companies hiring these professionals over the past year

- 1 Risk Management
- 2 Stakeholder Management
- 3 Management
- 4 Business Analysis
- 5 Change Management

WHAT CANDIDATES WANT IN A JOB

Percent (%) indicates how important the attribute is to these candidates



JOB SWITCHERS



8% of Banking industry professionals in Australia changed companies in the past year

Australia Average (all industries): 8%

HOW THESE PROFESSIONALS ENGAGE WITH LINKEDIN

TOP INFLUENCERS based on popularity



Mike Smith

Andrew Penn

Neil Weinberg



Janine Allis

Sir Alex Ferguson

Alex Malley

MOST FOLLOWED COMPANIES by company size group

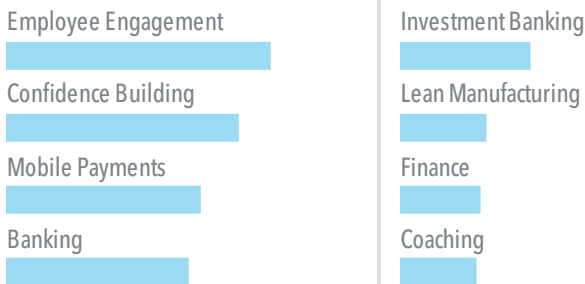
Under 500 employees

500-9,999 employees

10,000+ employees



POPULAR CONTENT TOPICS clicks+likes+comments+shares



POPULAR GROUPS by volume

- 1 National Australia Bank (independent)
- 2 Banking Careers
- 3 ANZ
- 4 Harvard Business Review
- 5 BANK Jobs - Banking, Finance and Accounting Professi...

ENGAGEMENT STATS FOR THESE PROFESSIONALS

44%

People and Companies

44% used LinkedIn to learn what other colleagues are doing in the last month

1.2x

Mobile Use

1.2x more likely to use mobile to access LinkedIn than the Australia average

1.3x

Mobile Views

1.3x more mobile page views of LinkedIn than the Australia average