

INDUSTRY TALENT REPORT

EMPLOYMENT TRENDS

+2.0%

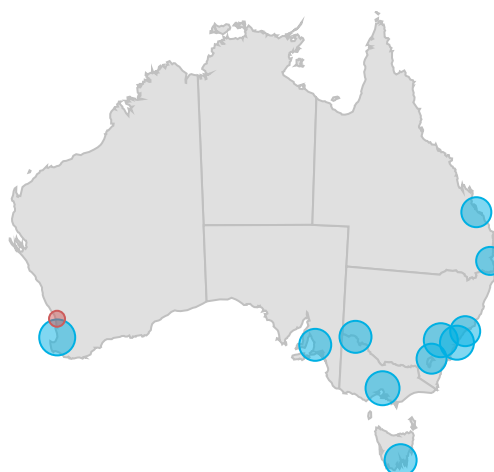
Employment of Civil Engineering industry professionals in Australia grew by +2.0% over the past year

LinkedIn Industry Talent Report

- With more than 450M+ members in over 200 countries/territories, LinkedIn has the ability to analyze professional movement. This report shows you the macro-trends within an industry through the lens of LinkedIn data.
- We hope these insights help to inform your data-driven hiring & planning decisions. You can use this report to stay up-to-date on what movement looks like within a specific industry and how to engage these professionals.

EMPLOYMENT GROWTH IN AUSTRALIA top regional growth in the Civil Engineering industry

- 1 Western Australia, AU +8.5%
- 2 Melbourne, AU +7.5%
- 3 Sydney, AU +7.0%
- 4 New South Wales, AU +6.6%
- 5 Victoria, AU +6.0%
- 6 Adelaide, AU +5.3%
- 7 Tasmania, AU +5.2%
- 8 Newcastle, AU +4.7%
- 9 Queensland, AU +4.6%
- 10 Canberra, AU +4.4%



● positive growth ● negative growth

INDUSTRY FLOWS

Professionals moving in and out of the Australia Civil Engineering industry

TALENT MOVED TO/FROM	TALENT LOST	TALENT GAINED
Construction	-586	585
Mining & Metals	-147	189
Design	-162	111
Oil & Energy	-70	180
Government Administration	-148	91

top 5 displayed based on total movement (in and out)

RECENT GRADUATE HIRING graduated within the last 3 yrs

Top Schools

that produced the largest number of recent grad hires

UNSW Australia	276
The Univ of Queensland	250
Univ of Technology Syd...	213
Queensland Univ of Te...	211
RMIT Univ	194

5,000+
recent graduates are currently employed in the Australia Civil Engineering industry

8.5%
of recent graduate hires hold a postgraduate degree

JOB MOBILITY

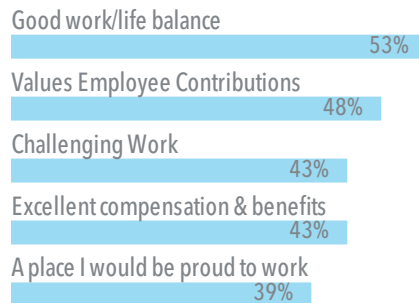
SOUGHT AFTER SKILLS

By companies hiring these professionals over the past year

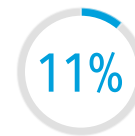
- 1 Construction
- 2 Road
- 3 AutoCAD
- 4 Project Management
- 5 Drainage

WHAT CANDIDATES WANT IN A JOB

Percent (%) indicates how important the attribute is to these candidates



JOB SWITCHERS









11% of Civil Engineering industry professionals in Australia changed companies in the past year

Australia Average (all industries): 8%

HOW THESE PROFESSIONALS ENGAGE WITH LINKEDIN

TOP INFLUENCERS based on popularity

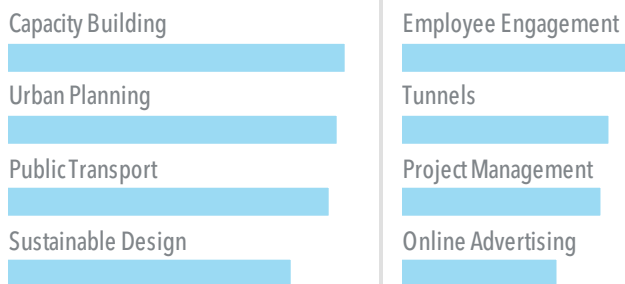
	Janine Allis		Alan Joyce
	Alex Malley		Leila Velez
	Ilya Pozin		John Burns

MOST FOLLOWED COMPANIES by company size group

Under 500 employees 500-9,999 employees 10,000+ employees



POPULAR CONTENT TOPICS clicks+likes+comments+shares



POPULAR GROUPS by volume

- 1 Engineers Australia
- 2 Engineering Jobs Worldwide: Business & Career Netwo..
- 3 Civil Engineering Jobs
- 4 CIVIL/STRUCTURAL ENGINEERING NETWORK
- 5 American Society of Civil Engineers (ASCE)

ENGAGEMENT STATS FOR THESE PROFESSIONALS

63% **Seek Professional Insights**
63% are staying up to date on industry discussions on LinkedIn in the last month

53% **Connect & Communicate**
53% networked with other professionals on LinkedIn in the last month

1.2x **Companies Followed**
1.2x more companies are followed than the Australia average