

INDUSTRY TALENT REPORT

EMPLOYMENT TRENDS

+5.7%

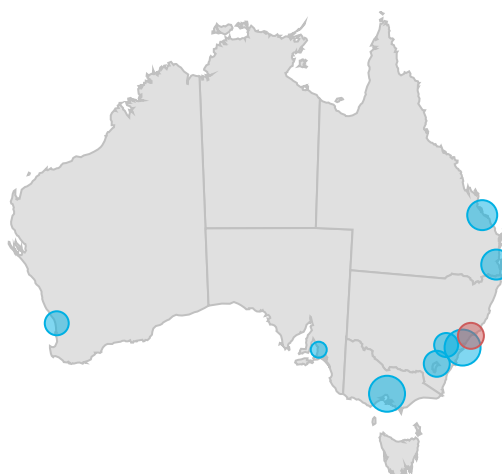
Employment of Computer Software industry professionals in Australia grew by +5.7% over the past year

LinkedIn Industry Talent Report

- With more than 450M+ members in over 200 countries/territories, LinkedIn has the ability to analyze professional movement. This report shows you the macro-trends within an industry through the lens of LinkedIn data.
- We hope these insights help to inform your data-driven hiring & planning decisions. You can use this report to stay up-to-date on what movement looks like within a specific industry and how to engage these professionals.

EMPLOYMENT GROWTH IN AUSTRALIA top regional growth in the Computer Software industry

- 1 Melbourne, AU +10%
- 2 Sydney, AU +9.2%
- 3 Brisbane, AU +4.9%
- 4 Queensland, AU +4.8%
- 5 Canberra, AU +2.9%
- 6 Perth, AU +2.1%
- 7 New South Wales, AU +1.9%
- 8 Adelaide, AU +0.92%
- 9 Newcastle, AU -2.78%



● positive growth ● negative growth

INDUSTRY FLOWS

Professionals moving in and out of the Australia Computer Software industry

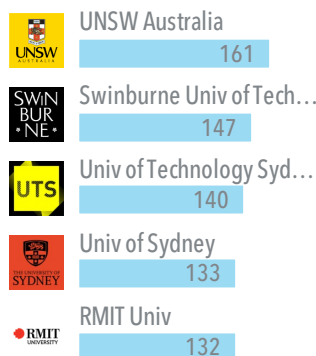
TALENT MOVED TO/FROM	TALENT LOST	TALENT GAINED
Info Tech & Services	-1,102	1,454
Financial Services	-254	228
Internet	-191	176
Telecommunications	-136	210
Marketing And Advertising	-114	179

top 5 displayed based on total movement (in and out)

RECENT GRADUATE HIRING graduated within the last 3 yrs

Top Schools

that produced the largest number of recent grad hires



4,000+
recent graduates are currently employed in the Australia Computer Software industry

10.6%
of recent graduate hires hold a postgraduate degree

JOB MOBILITY

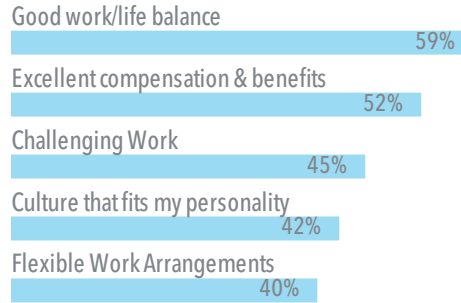
SOUGHT AFTER SKILLS

By companies hiring these professionals over the past year

- JavaScript
- Management
- Agile Methodologies
- Software Development
- Cloud Computing

WHAT CANDIDATES WANT IN A JOB

Percent (%) indicates how important the attribute is to these candidates



JOB SWITCHERS




12% of Computer Software industry professionals in Australia changed companies in the past year

Australia Average (all industries): 8%


HOW THESE PROFESSIONALS ENGAGE WITH LINKEDIN

TOP INFLUENCERS based on popularity

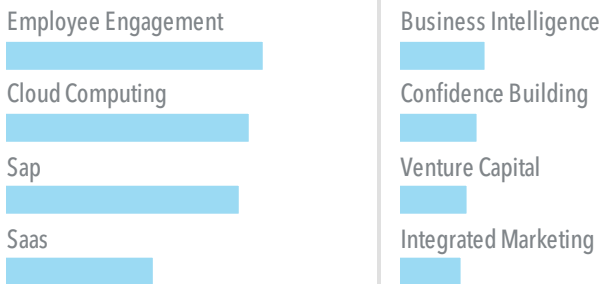


MOST FOLLOWED COMPANIES by company size group

Under 500 employees 500-9,999 employees 10,000+ employees



POPULAR CONTENT TOPICS clicks+likes+comments+shares



POPULAR GROUPS by volume

- Australian IT Industry
- Cloud Computing
- Cloud Computing, SaaS & Virtualization
- Harvard Business Review
- TED: Ideas Worth Spreading - Unofficial

ENGAGEMENT STATS FOR THESE PROFESSIONALS

1.2x InMails
1.2x more likely to check their InMail than the Australia average

1.4x Mobile Views
1.4x more mobile page views of LinkedIn than the Australia average

1.5x Connections
1.5x more first-degree connections than the Australia average