



Industry **Financial Services**

Geography **Australia**

Members

Under 10,000

Under 20,000

Under 50,000

50,000+

INDUSTRY TALENT REPORT

EMPLOYMENT TRENDS

+3.4%

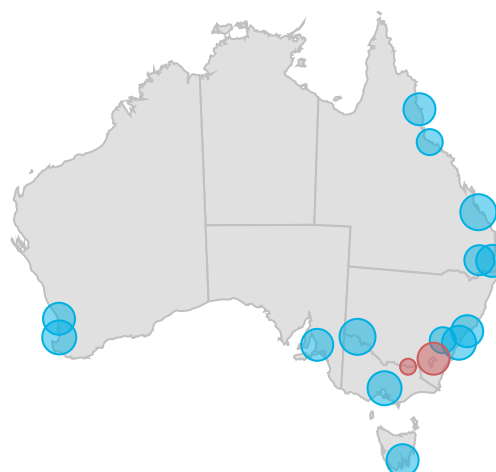
Employment of Financial Services industry professionals in Australia grew by +3.4% over the past year

LinkedIn Industry Talent Report

- With more than 450M+ members in over 200 countries/territories, LinkedIn has the ability to analyze professional movement. This report shows you the macro-trends within an industry through the lens of LinkedIn data.
- We hope these insights help to inform your data-driven hiring & planning decisions. You can use this report to stay up-to-date on what movement looks like within a specific industry and how to engage these professionals.

EMPLOYMENT GROWTH IN AUSTRALIA top regional growth in the Financial Services industry

- 1 Victoria, AU +8.2%
- 2 Queensland, AU +7.9%
- 3 Sydney, AU +7.0%
- 4 Western Australia, AU +6.4%
- 5 Melbourne, AU +6.1%
- 6 Perth, AU +5.7%
- 7 Cairns, AU +5.5%
- 8 Newcastle, AU +5.3%
- 9 Adelaide, AU +5.0%
- 10 Tasmania, AU +5.0%



● positive growth ● negative growth

INDUSTRY FLOWS

Professionals moving in and out of the Australia Financial Services industry

TALENT MOVED TO/FROM	TALENT LOST	TALENT GAINED
Banking	-1,328	1,779
Info Tech & Services	-849	1,087
Insurance	-644	604
Accounting	-399	418
Telecommunications	-238	268

top 5 displayed based on total movement (in and out)

RECENT GRADUATE HIRING graduated within the last 3 yrs

Top Schools

that produced the largest number of recent grad hires

- UNSW Australia 682
- Macquarie Univ 643
- Univ of Technology Syd... 588
- Univ of Sydney 504
- Kaplan Professional 470

19,000+
recent graduates are currently employed in the Australia Financial Services industry

10.1%
of recent graduate hires hold a postgraduate degree

JOB MOBILITY

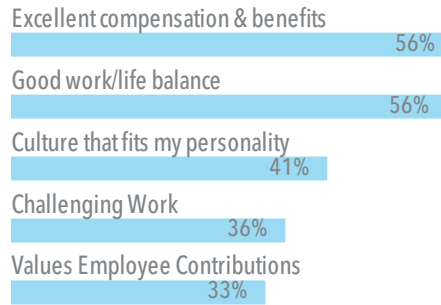
SOUGHT AFTER SKILLS

By companies hiring these professionals over the past year

- 1 Management
- 2 Risk Management
- 3 Business Analysis
- 4 Stakeholder Management
- 5 Banking

WHAT CANDIDATES WANT IN A JOB

Percent (%) indicates how important the attribute is to these candidates



JOB SWITCHERS




12% of Financial Services industry professionals in Australia changed companies in the past year

Australia Average (all industries): 8%

HOW THESE PROFESSIONALS ENGAGE WITH LINKEDIN

TOP INFLUENCERS based on popularity

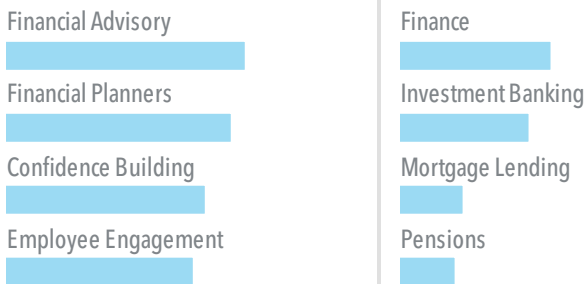


MOST FOLLOWED COMPANIES by company size group

Under 500 employees 500-9,999 employees 10,000+ employees



POPULAR CONTENT TOPICS clicks+likes+comments+shares



POPULAR GROUPS by volume

- 1 Harvard Business Review
- 2 Finance Club
- 3 Banking Careers
- 4 MFAA Members Group
- 5 Australian IT Industry

ENGAGEMENT STATS FOR THESE PROFESSIONALS

1.2x **Mobile Use**
1.2x more likely to use mobile to access LinkedIn than the Australia average

1.2x **Connections**
1.2x more first-degree connections than the Australia average

1.4x **Mobile Views**
1.4x more mobile page views of LinkedIn than the Australia average