



Industry **Government Administration**

Geography **Australia**

Members

Under 10,000

Under 20,000

Under 50,000

50,000+

INDUSTRY TALENT REPORT

EMPLOYMENT TRENDS

+3.7%

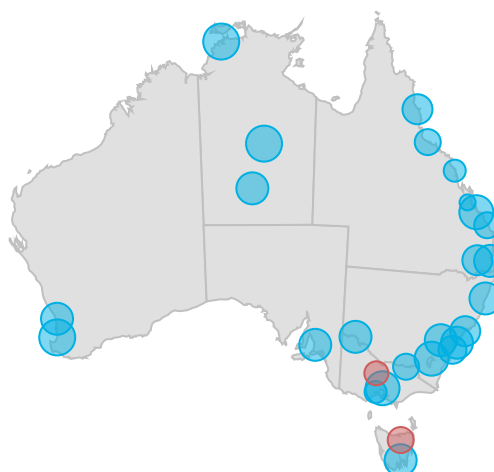
Employment of Government Administration industry professionals in Australia grew by +3.7% over the past year

LinkedIn Industry Talent Report

- With more than 450M+ members in over 200 countries/territories, LinkedIn has the ability to analyze professional movement. This report shows you the macro-trends within an industry through the lens of LinkedIn data.
- We hope these insights help to inform your data-driven hiring & planning decisions. You can use this report to stay up-to-date on what movement looks like within a specific industry and how to engage these professionals.

EMPLOYMENT GROWTH IN AUSTRALIA top regional growth in the Government Administration industry

- 1 Northern Territory, AU +9.3%
- 2 Darwin, AU +9.2%
- 3 Western Australia, AU +8.6%
- 4 Melbourne, AU +7.5%
- 5 Queensland, AU +6.8%
- 6 Canberra, AU +6.7%
- 7 Adelaide, AU +6.5%
- 8 Victoria, AU +6.1%
- 9 South Australia, AU +6.0%
- 10 Perth, AU +5.9%



● positive growth ● negative growth

INDUSTRY FLOWS

Professionals moving in and out of the Australia Government Administration industry

TALENT MOVED TO/FROM	TALENT LOST	TALENT GAINED
Info Tech & Services	-428	600
Hospital & Health Care	-354	428
Higher Education	-295	390
Education Management	-252	261
Financial Services	-186	307

top 5 displayed based on total movement (in and out)

RECENT GRADUATE HIRING graduated within the last 3 yrs

Top Schools

that produced the largest number of recent grad hires

Queensland Univ of Te...	574
Griffith Univ	466
The Australian National...	437
Univ of Melbourne	378
The Univ of Queensland	363

15,000+
recent graduates are currently employed in the Australia Government Administration industry

8.6%
of recent graduate hires hold a postgraduate degree

JOB MOBILITY

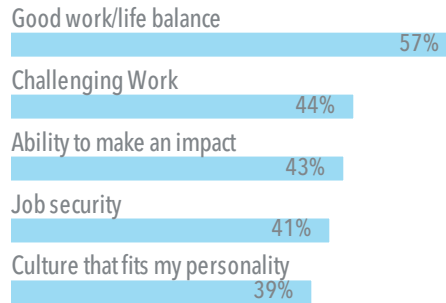
SOUGHT AFTER SKILLS

By companies hiring these professionals over the past year

- 1 Project Management
- 2 Stakeholder Management
- 3 Management
- 4 Change Management
- 5 Business Analysis

WHAT CANDIDATES WANT IN A JOB

Percent (%) indicates how important the attribute is to these candidates



JOB SWITCHERS




10% of Government Administration industry professionals in Australia changed companies in the past year

Australia Average (all industries): 8%

HOW THESE PROFESSIONALS ENGAGE WITH LINKEDIN

TOP INFLUENCERS based on popularity

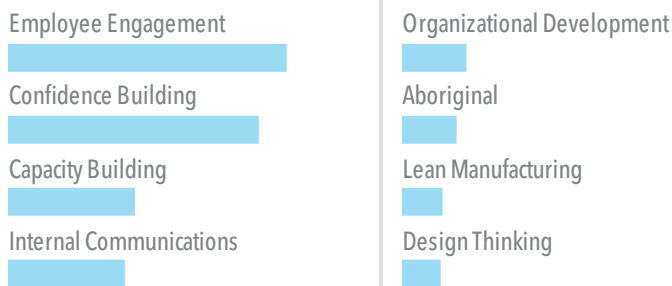


MOST FOLLOWED COMPANIES by company size group

Under 500 employees 500-9,999 employees 10,000+ employees



POPULAR CONTENT TOPICS clicks+likes+comments+shares



POPULAR GROUPS by volume

- 1 Australian Human Resources Institute
- 2 Australian Public Sector
- 3 Australian IT Industry
- 4 TED: Ideas Worth Spreading - Unofficial
- 5 Planning Institute of Australia

ENGAGEMENT STATS FOR THESE PROFESSIONALS

56% **Seek Professional Insights**
56% are staying up to date on industry discussions on LinkedIn in the last month

47% **People and Companies**
47% used LinkedIn to learn what other colleagues are doing in the last month

49% **Connect & Communicate**
49% networked with other professionals on LinkedIn in the last month