



Industry Hospital & Health Care

Geography Australia

Members Under 10,000 Under 20,000 Under 50,000 50,000+

INDUSTRY TALENT REPORT

EMPLOYMENT TRENDS

+3.2%

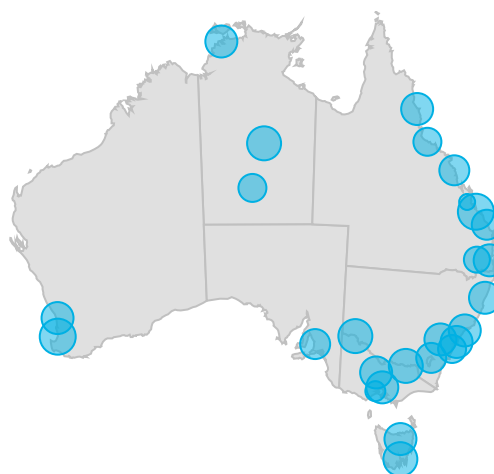
Employment of Hospital & Health Care industry professionals in Australia grew by +3.2% over the past year

LinkedIn Industry Talent Report

- With more than 450M+ members in over 200 countries/territories, LinkedIn has the ability to analyze professional movement. This report shows you the macro-trends within an industry through the lens of LinkedIn data.
- We hope these insights help to inform your data-driven hiring & planning decisions. You can use this report to stay up-to-date on what movement looks like within a specific industry and how to engage these professionals.

EMPLOYMENT GROWTH IN AUSTRALIA top regional growth in the Hospital & Health Care industry

- 1 Queensland, AU +8.8%
- 2 Western Australia, AU +7.9%
- 3 Albury, AU +7.1%
- 4 Northern Territory, AU +6.9%
- 5 Victoria, AU +6.8%
- 6 Tasmania, AU +6.3%
- 7 Melbourne, AU +6.1%
- 8 Launceston, AU +5.7%
- 9 Cairns, AU +5.7%
- 10 Perth, AU +5.6%



● positive growth

INDUSTRY FLOWS

Professionals moving in and out of the Australia Hospital & Health Care industry

TALENT MOVED TO/FROM	TALENT LOST	TALENT GAINED
Government Administration	-428	354
Higher Education	-316	341
Info Tech & Services	-255	379
Health, Wellness And Fitness	-265	273
Non-profit Org Management	-268	252

top 5 displayed based on total movement (in and out)

RECENT GRADUATE HIRING graduated within the last 3 yrs

Top Schools

that produced the largest number of recent grad hires

	Univ of Sydney	687
	Monash Univ	629
	Queensland Univ of Te...	608
	Griffith Univ	581
	Univ of Melbourne	555

19,000+
recent graduates are currently employed in the Australia Hospital & Health Care industry

7.2%
of recent graduate hires hold a postgraduate degree

JOB MOBILITY

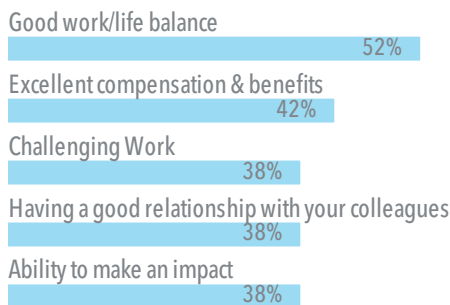
SOUGHT AFTER SKILLS

By companies hiring these professionals over the past year

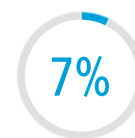
- 1 Healthcare
- 2 Hospitals
- 3 Management
- 4 Healthcare Management
- 5 Clinical Research

WHAT CANDIDATES WANT IN A JOB

Percent (%) indicates how important the attribute is to these candidates



JOB SWITCHERS



7% of Hospital & Health Care industry professionals in Australia changed companies in the past year

Australia Average (all industries): 8%

HOW THESE PROFESSIONALS ENGAGE WITH LINKEDIN

TOP INFLUENCERS based on popularity



Janine Allis




Andrew Penn



Mark Graban



Toby Cosgrove



Mary Pat Whaley



Alan Joyce

MOST FOLLOWED COMPANIES by company size group

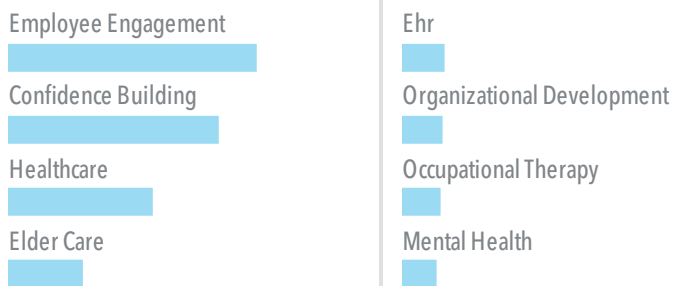
Under 500 employees

500-9,999 employees

10,000+ employees



POPULAR CONTENT TOPICS clicks+likes+comments+shares



POPULAR GROUPS by volume

- 1 Healthcare Executives Network
- 2 Australian Human Resources Institute
- 3 Australasian College of Health Service Management (A...)
- 4 Global Public Health
- 5 Aged Care Australia

ENGAGEMENT STATS FOR THESE PROFESSIONALS

40%

People and Companies

40% used LinkedIn to learn what other colleagues are doing in the last month

44%

Connect & Communicate

44% networked with other professionals on LinkedIn in the last month

49%

Seek Professional Insights

49% are staying up to date on industry discussions on LinkedIn in the last month