


# LinkedIn ATS Integrations Connect LinkedIn Recruiter & Jobs to ADP

Discover a simplified, insights-driven workflow that helps you engage more qualified candidates faster.



# Table of Contents

Benefits ..... 3

Packages..... 4

Integration availability ..... 5

Recruiter System Connect (RSC)..... 6

Unified Search ..... 12

Recommended Matches ..... 13


ATS-Enabled Reporting ..... 14

Apply Connect .....17

Optional step ..... 18

# Spend more time on people, not process.

Discover the one integration suite that can save your team time so you can focus on what matters most — hiring the right people.



## Save time

Quickly access all the information you need without switching between platforms.



## Hire qualified candidates

Attract the most qualified candidates and move them through the hiring funnel faster.



## Make informed decisions

Strengthen your hiring strategy with relevant candidate insights and data-driven reports.

**Pricing:** LinkedIn ATS Integrations are provided by LinkedIn at no additional cost if you hold a full Recruiter seat. Some ATS providers may charge a fee for certain integrations.

# Integrations for all of your hiring needs

LinkedIn ATS Integrations help you stay efficient at every stage of the hiring process.



## Sourcing package

Work seamlessly across Recruiter and your ATS to find qualified candidates faster.

### Recruiter System Connect

Connect your ATS to LinkedIn Recruiter to access information when and where you need it, without having to switch between platforms.

### Unified Search

Search and message candidates across both your ATS and the LinkedIn network directly from your ATS.

### Recommended Matches

Discover candidate recommendations based on job descriptions you post in your ATS.



## Reporting package

Understand your sourcing and hiring activities across your entire funnel.

### ATS-Enabled Reporting

Gain insight across your end-to-end hiring funnel to optimize where you spend your time and to understand the value of all your sources, including LinkedIn.



## Apply package

Streamline the job posting and application processes so you can focus on the most qualified candidates.

### Apply Connect

Attract more applicants with a seamless candidate experience and real-time job postings, then use insights to evaluate applicants in your ATS.

### Apply with LinkedIn

Let candidates apply to jobs on your career site using their LinkedIn profile information.

Whatever stage your candidates are at, LinkedIn ATS Integrations can move them through the funnel faster with these packaged solutions.

## Sourcing package

### Recruiter System Connect – [Get started](#) ↓

- ✓ Identify which candidates are already in your ATS when searching in Recruiter
- ✓ Filter LinkedIn searches by existing ATS candidates
- ✓ Access ATS candidate history and status on Recruiter profiles
- ✓ Export limited LinkedIn profiles to your ATS
- ✓ View real-time LinkedIn profile information for candidates in your ATS
- ✓ Send messages and view LinkedIn Notes and InMail from within your ATS

### Unified Search – [Get started](#) ↓

- ✗ Search candidates across both your ATS and the LinkedIn network directly from your ATS

### Recommended Matches – [Get started](#) ↓

- ✗ Get LinkedIn candidate recommendations for jobs in your ATS

## Reporting package

### ATS-Enabled Reporting – [Get started](#) ↓

- ✓ Optimize your strategy with full-funnel activity insights from the Hiring Funnel Report
- ✓ Evaluate different candidate sources with the Source Report
- ✓ Understand the impact of your LinkedIn activity with LinkedIn Touch Attribution
- ✓ Use industry benchmarks to compare against industry peers

## Apply package

### Apply Connect – [Get started](#) ↓

- ✗ Post jobs from your ATS to LinkedIn in real time
- ✗ Allow candidates to apply to jobs from any device without leaving LinkedIn
- ✗ Get applications from LinkedIn delivered directly to your ATS
- ✗ Incorporate screening questions from your ATS into your LinkedIn applications
- ✗ View real-time LinkedIn profiles and applicant insights in your ATS
- ✗ Receive LinkedIn skills data about applicants
- ✗ Send application status updates to candidates with automated notifications

### Apply with LinkedIn

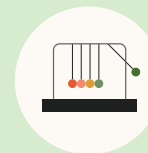
- ✓ Let candidates apply to jobs on your career site using their LinkedIn profile information

Sourcing package

# Recruiter System Connect (RSC)

Connect your ATS with LinkedIn Recruiter to access candidate information, boost collaboration, and view more applicant data in both Recruiter and ADP without having to switch between platforms.

- Get the same candidate data in both Recruiter and ADP, saving you time and keeping you up to date wherever you're working
- View a candidate's LinkedIn profile with ADP and easily see which candidates are already in ADP from Recruiter
- See all Recruiter notes and InMail messages in ADP for a complete view of your candidate interactions
- Automatically create or update a profile within ADP when a candidate responds to an InMail message
- Activate RSC to pave a path for easier activation of other powerful LinkedIn ATS Integrations



Save time now that you're connected



Connect at no additional cost



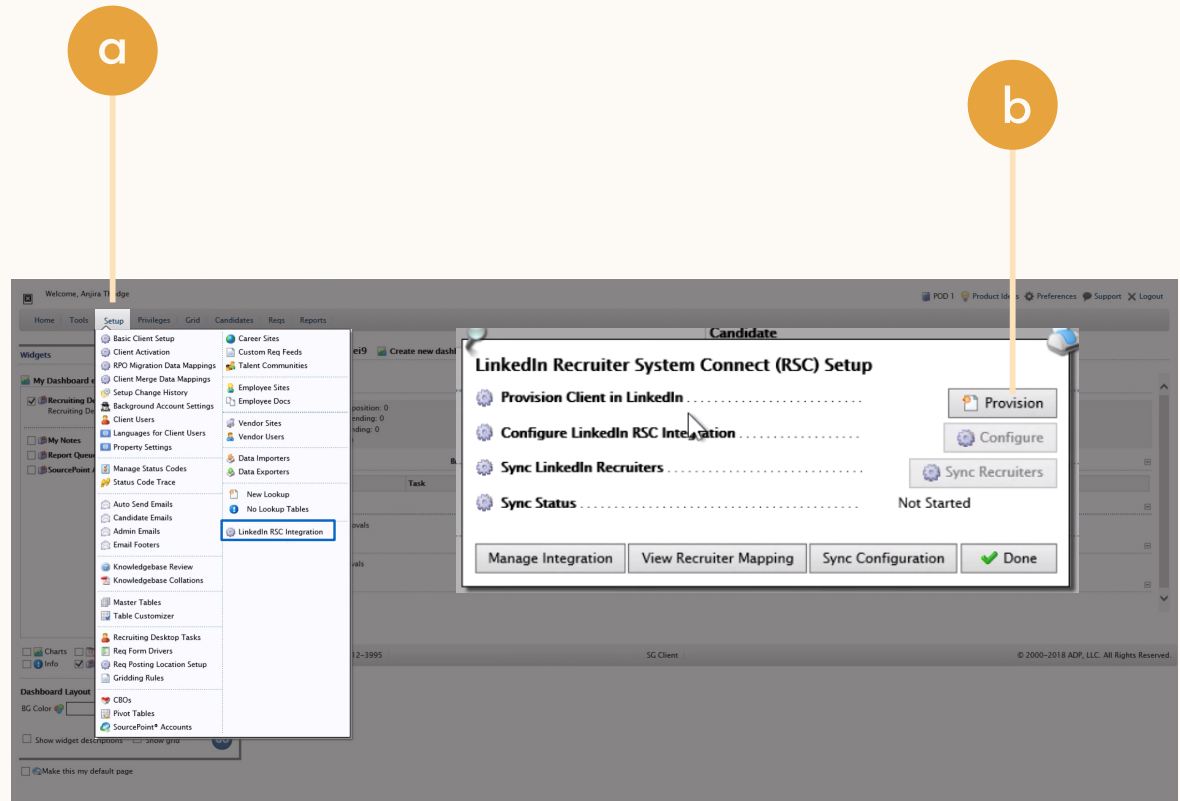
RSC is secure and GDPR compliant



Easy setup for administrators

## Step 1 of 5 Activate RSC in ADP.

- a Click **“Setup”** on the top navigation bar and select **“LinkedIn RSC Integration.”**
- b Click **“Provision”** from the pop-up to initiate the process.



## Step 2 of 5 Set up integration in ADP.\*

- a** Admins can request to activate integrations all at once — across all packages — inside the onboarding widget.\*\*

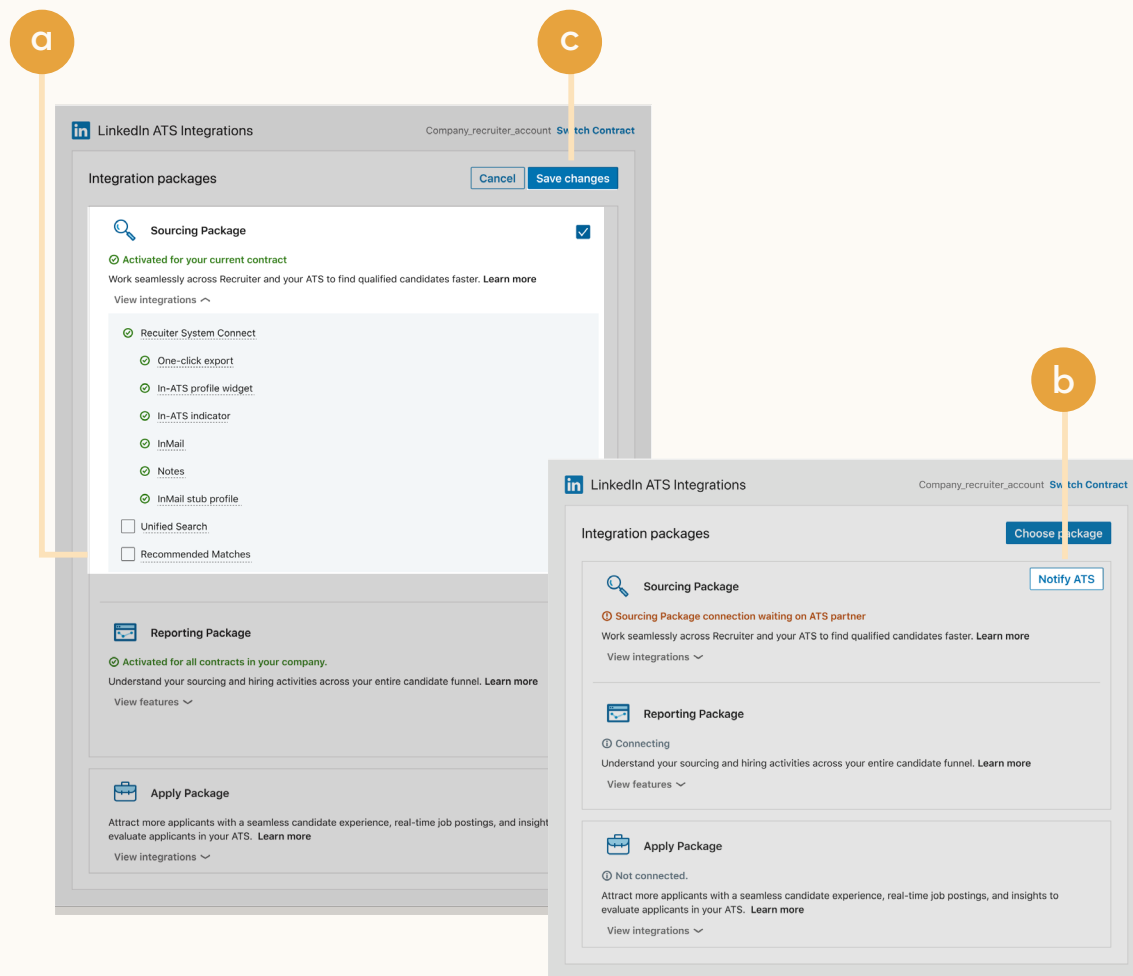
**Please note:** Default access level is contract level for sourcing packages versus company level for reporting and applicant management packages.

- b** (Optional) Connection not moving fast enough? Nudge partners with a notification.

- c** Click **“Save changes”** to confirm integration activation. Your integrations will be turned on at this point.

\*Check with your ATS to ensure all features are enabled for you.

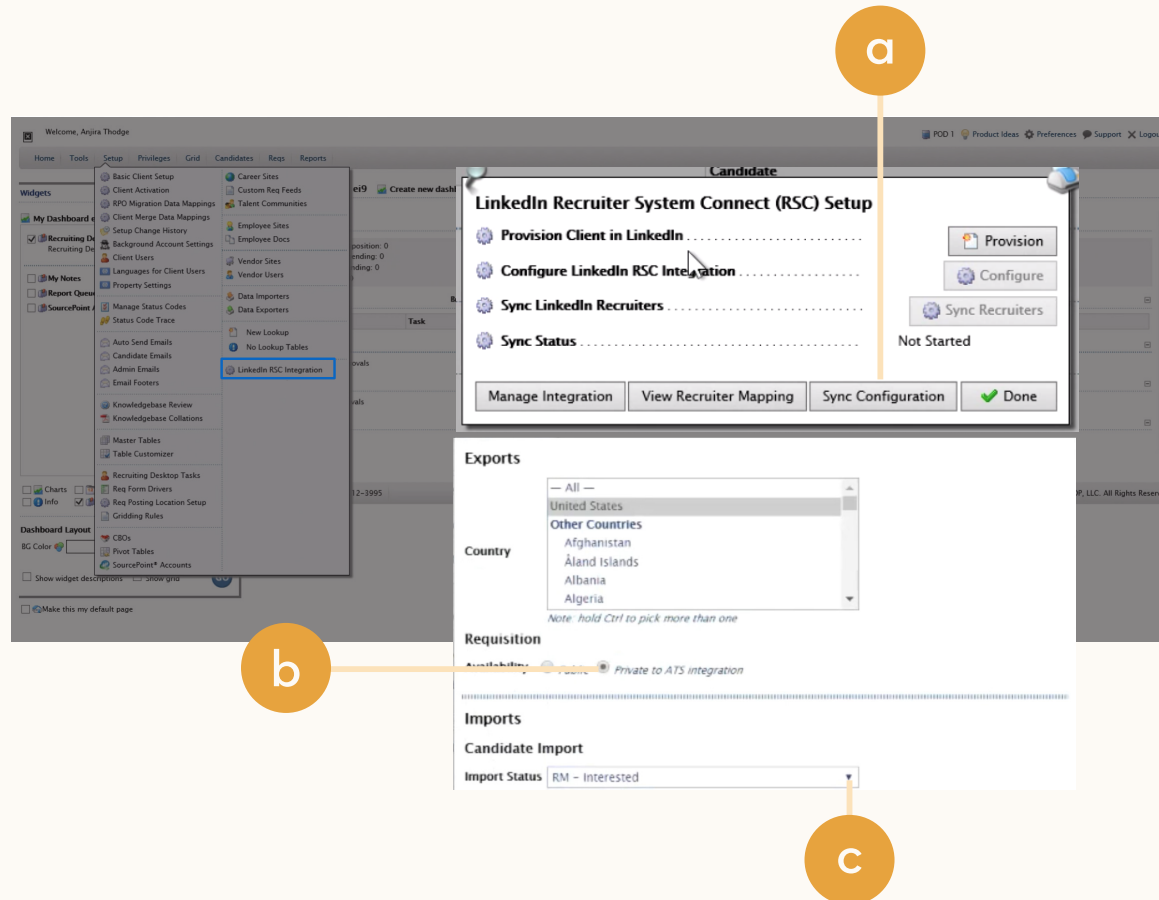
\*\*If an integration package or feature is grayed out, it's either because your ATS is not offering it at this time or you don't have the permission to adjust this package. Check with your ATS to ensure all features are enabled for you or to request an integration.





## Step 3 of 5 Activate RSC in ADP.

- a Click **"Sync Configuration"** to set up the requisition and candidate-data sharing with LinkedIn RSC.
- b Select the country, requisition availability, and incoming candidate import status. By default, the application will consider all data for all countries to be shared and will set the requisition availability to **"Private,"** which will make it visible only on LinkedIn RSC.
- c Ensure the exporting feature in LinkedIn works properly when exporting candidates to ADP Recruiting Management by updating the **"Candidate Import"** settings.



## Step 4 of 5 Complete the LinkedIn Recruiter syncing process.

- a Navigate to **“Setup”** and select **“LinkedIn RSC Integration”** to confirm that the process has been completed.
- b Click **“Done”** to exit the window.
- c Navigate **“Home”** and click **“Sync with LinkedIn RSC”** to sync the data between the two systems and your account.
- d Sign in to LinkedIn Recruiter from the pop-up window, which will automatically update to confirm once the Recruiter syncing is complete.

The screenshot shows the ADP Recruiting Desktop interface. A modal window titled 'LinkedIn Recruiter System Connect (RSC) Setup' is open. It contains the following elements:

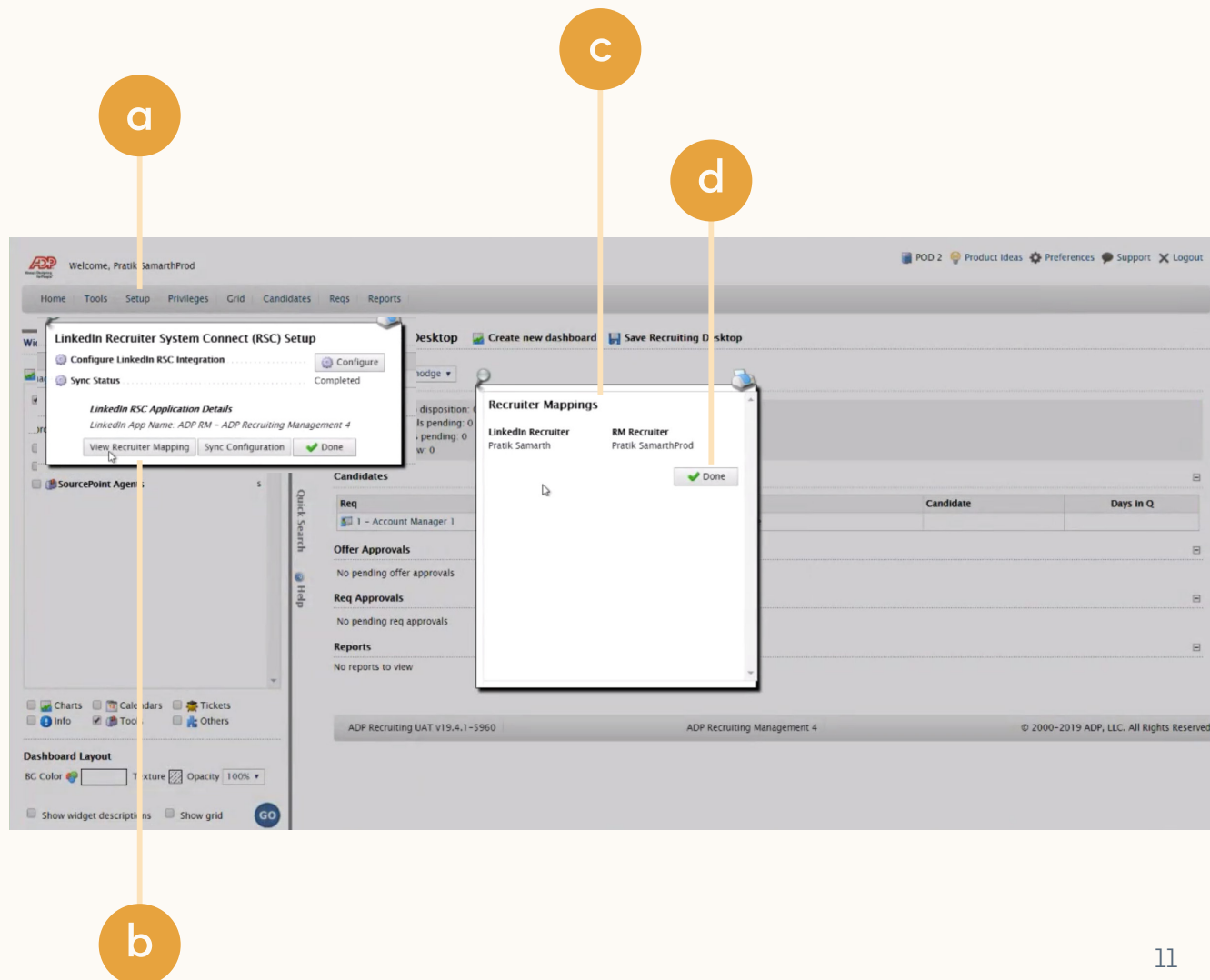
- Configure LinkedIn RSC Integration**: A button with a gear icon.
- Sync Status**: A status indicator showing 'Completed'.
- LinkedIn RSC Application Details**: A section showing 'LinkedIn App Name: ADP RM - ADP Recruiting Management 4'.
- Buttons**: 'View Recruiter Mapping', 'Sync Configuration', and a green 'Done' button.

A separate pop-up window from 'recruiting-impl.adp.com' displays the message 'Recruiter Syncing complete' with an 'OK' button.

## Step 5 of 5

### Confirm syncing is complete in ADP Recruiting Management.

- a Click **“Setup”** and **“LinkedIn RSC Integration.”**
- b Click **“View Recruiter Mapping”** in the pop-up window.
- c Another window will appear to confirm that your account has been synced with LinkedIn Recruiter.
- d Click **“Done”** in the window to complete the setup process.



Sourcing package

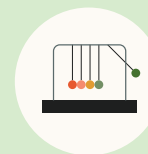
# Unified Search

Save time by searching and sourcing from ADP and LinkedIn simultaneously. Access ADP candidate records not found on LinkedIn and explore LinkedIn outside your ATS, covering all your bases. Save candidates to a job and send InMail messages without leaving ADP.

**Note:** You must activate [Recruiter System Connect \(RSC\)](#) to integrate Unified Search.

**✗ This integration currently isn't available with ADP.**

**Want this integration?** Reach out to your ADP rep.  
Or, you can [let us know](#) you're interested in this integration.



Save time with less searching



Find candidates across networks



Engage directly from ADP

Sourcing package

# Recommended Matches

Let LinkedIn do the work for you. Discover candidate recommendations based on job descriptions you post in your ATS. Save your favorite candidates, send them InMail messages, and easily archive candidates from your ATS. Matches continually improve with each use.

**Note:** You must activate [Recruiter System Connect \(RSC\)](#) to integrate Recommended Matches.

**✗ This integration currently isn't available with ADP.**

**Want this integration?** Reach out to your ADP rep.  
Or, you can [let us know](#) you're interested in this integration.



Get automatic recommendations



Discover qualified candidates faster



Engage directly from ADP

Reporting package

# ATS-Enabled Reporting

Gain insight across your end-to-end hiring funnel to optimize where you spend your time and understand the value of all your sources, including LinkedIn. This integration is available for any customer who has activated RSC.



Gain more actionable insights



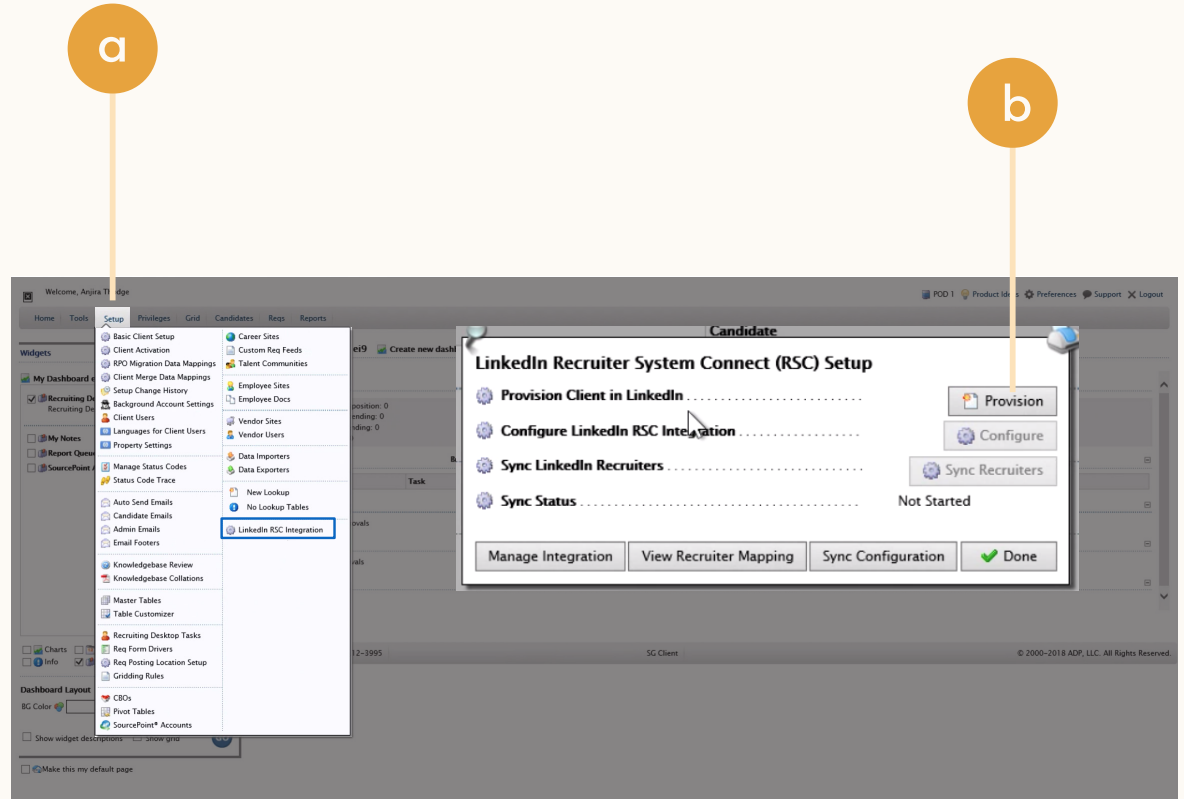
Discover valuable sources



Make more informed decisions

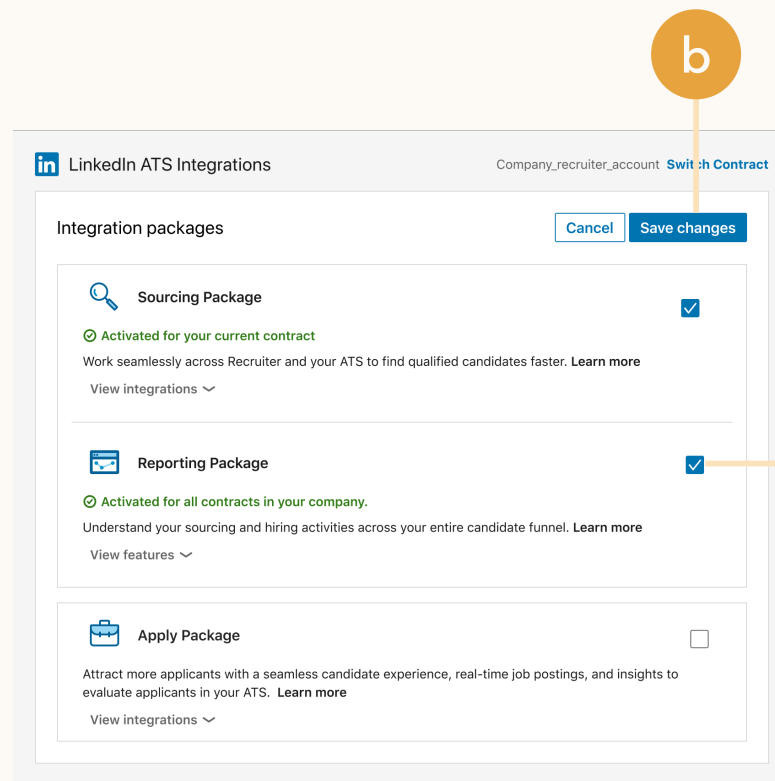
## Step 1 of 2 Set up ATS-Enabled Reporting in ADP.

- a Click **“Setup”** on the top navigation bar and select **“LinkedIn RSC Integration.”**
- b Click **“Provision”** in the pop-up to initiate the process.



## Step 2 of 2 Set up ATS-Enabled Reporting in ADP.

- a You'll see the onboarding widget. Then select the **"Reporting Package"** to activate ATS-Enabled Reporting.
- b Click **"Save changes"** to confirm integration activation. Your integration will be turned on at this point.





Apply package

# Apply Connect

Optimize your candidate experience and encourage more job seekers to easily apply. Post your roles in real-time to LinkedIn from ADP and leverage dynamic LinkedIn profile and application data in ADP including relevant skills based on the job. Enable applicant notifications to send application status updates automatically to candidates across key stages in the application cycle.

**✕ This integration currently isn't available with ADP.**

**Want this integration?** Reach out to your ADP rep.

Or, you can [let us know](#) you're interested in this integration.



Get dynamic LinkedIn Profile information



Find qualified applicants faster

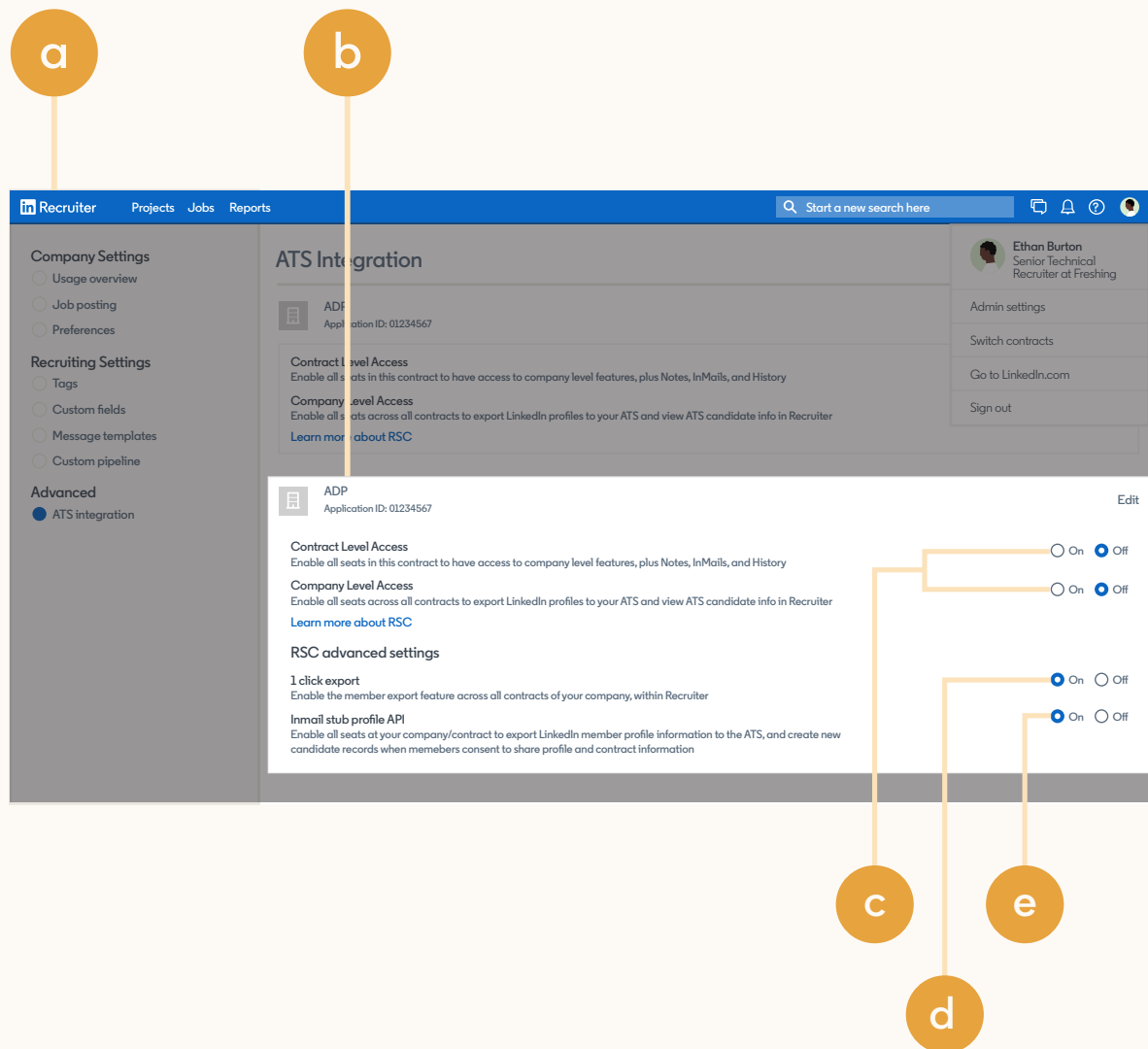


Reduce candidate drop-off

## Optional step

### Adjust your access settings in Recruiter.

- a Open your LinkedIn Recruiter Admin account in a new tab.
- b Scroll down to your ADP section.
- c Connect “**Contract Level Access**,” “**Company Level Access**,” or both by clicking “**On**” for the desired access.
- d Activate 1-click export to quickly transfer simple candidate information to your ATS.
- e Activate the InMail Stub Profile API to create or update profiles in your ATS when a candidate consents to share their contact information with your company via InMail.



# Additional resources

Get help setting up and using LinkedIn ATS Integrations at your organization.

## Email support

Email us at [LTSATSIntegrations@LinkedIn.com](mailto:LTSATSIntegrations@LinkedIn.com) for general support and answers.

## Request an integration

Want an integration that isn't available yet? Reach out to a ADP rep or complete the [form](#).

