


# LinkedIn ATS Integrations Connect LinkedIn Recruiter & Jobs to Cornerstone

Discover a simplified, insights-driven workflow that helps you engage more qualified candidates faster.



# Table of Contents

Benefits ..... 3

Packages..... 4

Integration availability ..... 5

Recruiter System Connect (RSC)..... 6

Recommended Matches ..... 12


ATS-Enabled Reporting ..... 13

Apply Connect..... 14

Optional step.....17

# Spend more time on people, not process.

Discover the one integration suite that can save your team time, so you can focus on what matters most — hiring the right people.



## Save time

Quickly access all the information you need without switching between platforms.



## Hire qualified candidates

Attract the most qualified candidates and move them through the hiring funnel faster.



## Make informed decisions

Strengthen your hiring strategy with relevant candidate insights and data-driven reports.

**Pricing:** LinkedIn ATS Integrations are provided by LinkedIn at no additional cost if you hold a full Recruiter seat. Some ATS providers may charge a fee for certain integrations.

# Integrations for all of your hiring needs

LinkedIn ATS Integrations help you stay efficient at every stage of the hiring process.



## Sourcing package

Work seamlessly across Recruiter and your ATS to find qualified candidates faster.

### Recruiter System Connect

Connect your ATS to LinkedIn Recruiter to access information when and where you need it, without having to switch between platforms.

### Unified Search

Search and message candidates across both your ATS and the LinkedIn network directly from your ATS.

### Recommended Matches

Discover candidate recommendations based on job descriptions you post in your ATS.



## Reporting package

Understand your sourcing and hiring activities across your entire funnel.

### ATS-Enabled Reporting

Gain insight across your end-to-end hiring funnel to optimize where you spend your time and to understand the value of all your sources, including LinkedIn.



## Apply package

Streamline the job posting and application processes so you can focus on the most qualified candidates.

### Apply Connect

Attract more applicants with a seamless candidate experience and real-time job postings, then use insights to evaluate applicants in your ATS.

### Apply with LinkedIn

Let candidates apply to jobs on your career site using their LinkedIn profile information.

Whatever stage your candidates are at, LinkedIn ATS Integrations can move them through the funnel faster with these packaged solutions.

## Sourcing package

### Recruiter System Connect – [Get started](#) ↓

- ✓ Identify which candidates are already in your ATS when searching in Recruiter
- ✓ Filter LinkedIn searches by existing ATS candidates
- ✓ Access ATS candidate history and status on Recruiter profiles
- ✓ Export limited LinkedIn profiles to your ATS
- ✓ View real-time LinkedIn profile information for candidates in your ATS
- ✓ Send messages and view LinkedIn Notes and InMail from within your ATS

### Unified Search – [Get started](#) ↓

- ✗ Search candidates across both your ATS and the LinkedIn network directly from your ATS

### Recommended Matches – [Get started](#) ↓

- ✗ Get LinkedIn candidate recommendations for jobs in your ATS

## Reporting package

### ATS-Enabled Reporting – [Get started](#) ↓

- ✓ Optimize your strategy with full-funnel activity insights from the Hiring Funnel Report
- ✓ Evaluate different candidate sources with the Source Report
- ✓ Understand the impact of your LinkedIn activity with LinkedIn Touch Attribution
- ✓ Use industry benchmarks to compare against industry peers

## Apply package

### Apply Connect – [Get started](#) ↓

- ✗ Post jobs from your ATS to LinkedIn in real time
- ✗ Allow candidates to apply to jobs from any device without leaving LinkedIn
- ✗ Get applications from LinkedIn delivered directly to your ATS
- ✗ Incorporate screening questions from your ATS into your LinkedIn applications
- ✗ View real-time LinkedIn profiles and applicant insights in your ATS
- ✗ Receive LinkedIn skills data about applicants
- ✗ Send application status updates to candidates with automated notifications

### Apply with LinkedIn

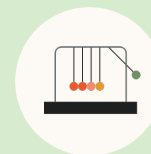
- ✓ Let candidates apply to jobs on your career site using their LinkedIn profile information

Sourcing package

# Recruiter System Connect (RSC)

Connect your ATS with LinkedIn Recruiter to access candidate information, boost collaboration, and view more applicant data in both Recruiter and Cornerstone without having to switch between platforms.

- Get the same candidate data in both Recruiter and Cornerstone, saving you time and keeping you up to date wherever you're working
- View a candidate's LinkedIn profile with JobScore and easily see which candidates are already in JobScore from Recruiter.
- See all Recruiter notes and InMail messages in Cornerstone for a complete view of your candidate interactions
- Automatically create or update a profile within Cornerstone when a candidate responds to an InMail message
- Activate RSC to pave a path for easier activation of other powerful LinkedIn ATS Integrations



Save time now that you're connected



Connect at no additional cost



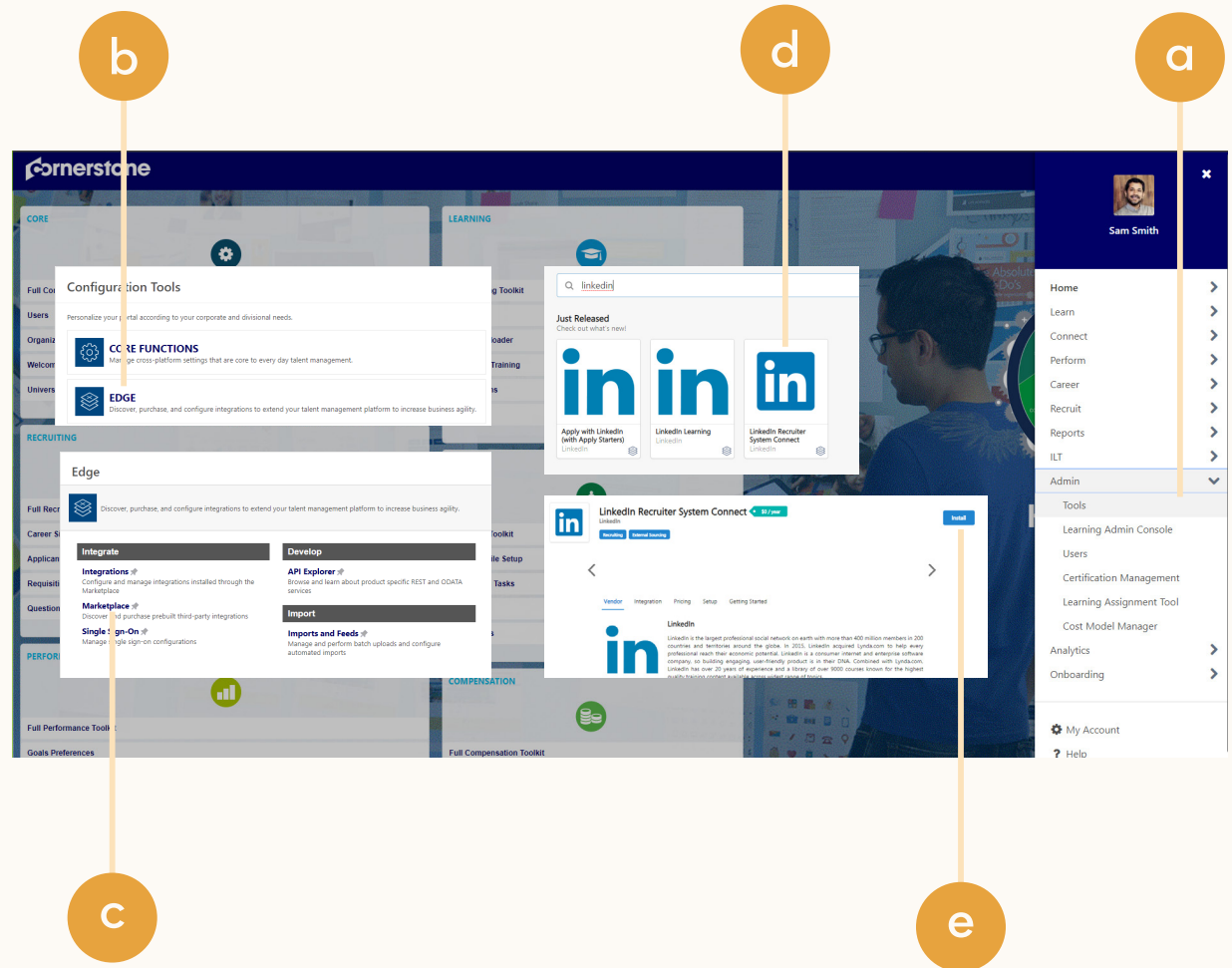
RSC is secure and GDPR compliant



Easy setup for Admins


## Step 1 of 5 Activate RSC in Cornerstone.

- a Click the menu in the top-right corner of the homepage, expand **“Admin,”** and select **“Tools.”**
- b Click **“EDGE”** from the list of **“Configuration Tools”** available within your Cornerstone account.
- c Click **“Marketplace”** and a new tab will open.
- d Click **“LinkedIn Recruiter System Connect”** among the integrations available.
- e Click **“Install”** and acknowledge that you have read the terms and conditions by checking the box.



## Step 2 of 5 Configure integration in Cornerstone.

- a Start the configuration process once integration installation is complete by selecting “**Configure Now**” in the pop-up window.
- b Enter your LinkedIn credentials and select your Recruiter contract.





## Step 3 of 5 Set up integration in Cornerstone.\*

- a** Admins can request to activate integrations all at once — across all packages — inside the onboarding widget.\*\*

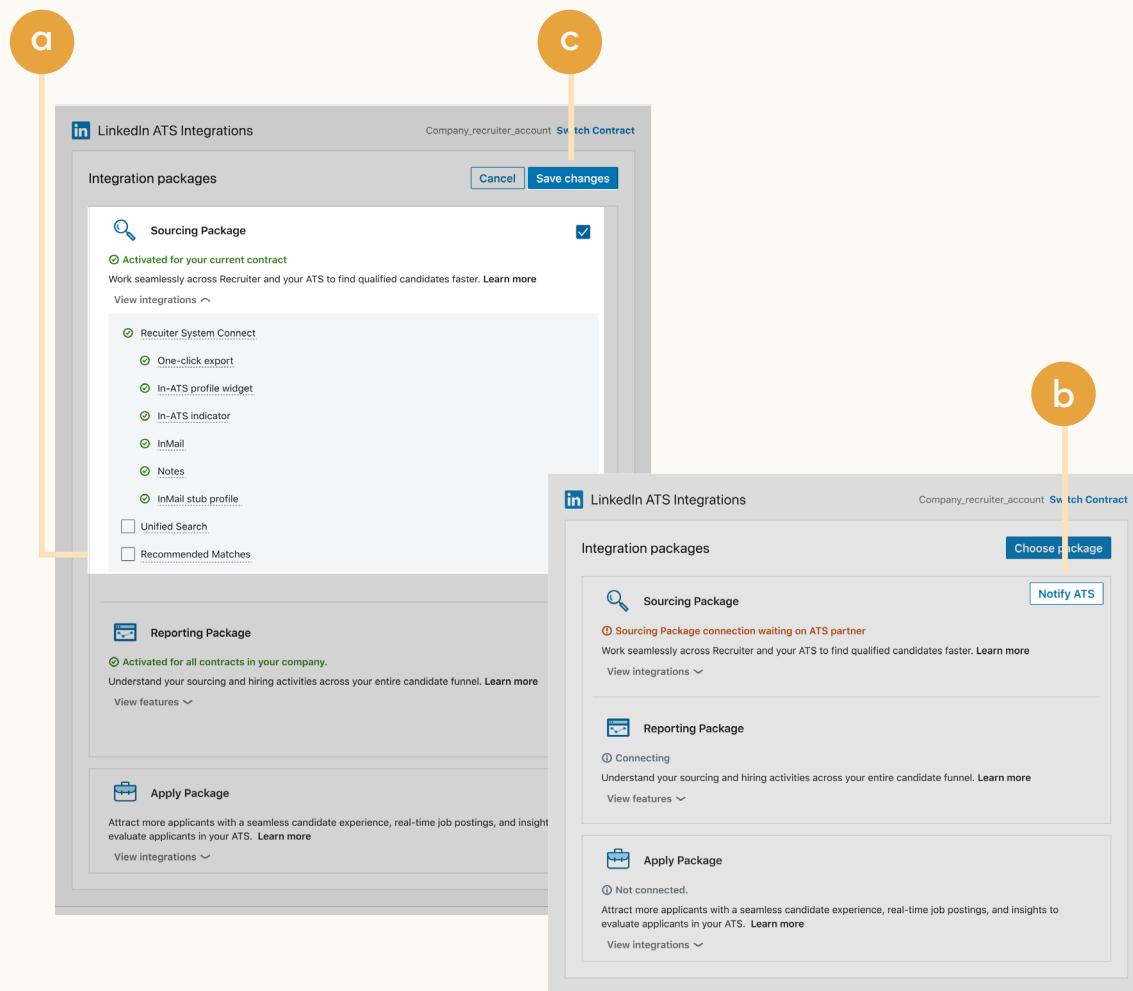
**Please note:** Default access level is contract level for sourcing packages versus company level for reporting and applicant management packages.

- b** (Optional) Connection not moving fast enough? Nudge partners with a notification.

- c** Click **“Save changes”** to confirm integration activation. Your integrations will be turned on at this point.

\*Check with your ATS to ensure all features are enabled for you.

\*\*If an integration package or feature is grayed out, it's either because your ATS is not offering it at this time or you don't have the permission to adjust this package. Check with your ATS to ensure all features are enabled for you or to request an integration.



## Step 4 of 5 Complete data sync and manage users.

- a Select the **“Sync”** tab to check the status of the data sync once the integration is enabled. Typically, data syncing starts about an hour after enabling, but it can take longer for accounts with a large number of candidate records.
- b As the admin, select the **“Manage Users”** tab once data has been synced to allow Cornerstone seatholders to access RSC.
- c Click the yellow button to enter the Cornerstone user ID of their recruiter who corresponds to the LinkedIn Recruiter seatholder listed in the row.
- d Once added, click the green button to save any changes.

Edge

Jordan Sugar

Back LinkedIn Recruiter System Connect Patch

Uninstall and Remove Integration

Setup Sync **Manage Users** Transaction History Getting Started

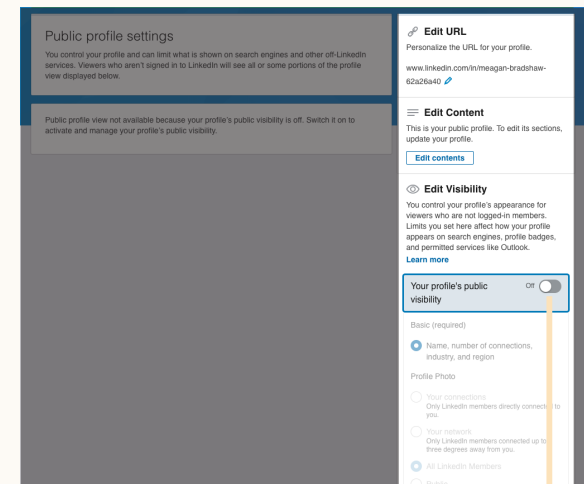
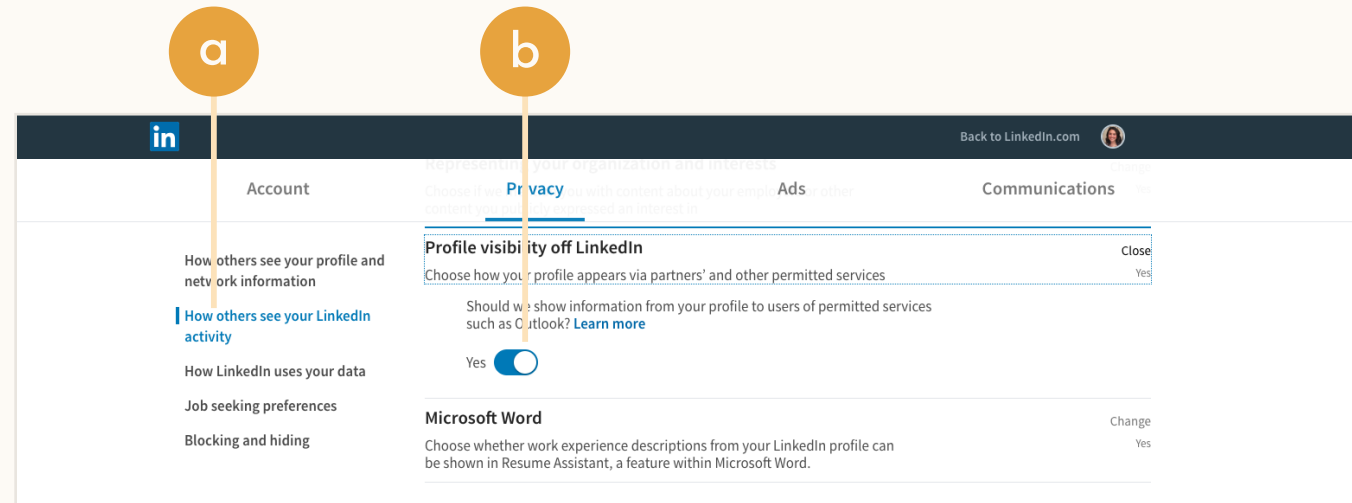
Setup Instructions

Cornerstone User ID	First Name	Last Name	Email	***RecruiterSeatUm***	Active	Modify
	Yu	Liu	yliu6@linkedin.com	urn:li:seat:111792941	<input checked="" type="checkbox"/>	<input type="text"/> <input type="button" value="Save"/> <input type="button" value="Delete"/>
ssmith	Cornerstone	OnDemand	dllinkedinapi@csod.co	urn:li:seat:111795131	<input checked="" type="checkbox"/>	<input type="text"/> <input type="button" value="Save"/> <input type="button" value="Delete"/>
synctest	Abdel	Zakaria	azakariacsod@gmail.com	urn:li:seat:122062101	<input checked="" type="checkbox"/>	<input type="text"/> <input type="button" value="Save"/> <input type="button" value="Delete"/>
	Aharon	Perkel	aperkel@csod.com	urn:li:seat:122062121	<input type="checkbox"/>	<input type="text"/> <input type="button" value="Save"/> <input type="button" value="Delete"/>

## Step 5 of 5 Reconfigure LinkedIn Recruiter seatholder settings.

- a Direct the seatholder to reconfigure the following settings — even if temporarily — to support the mapping.
- b Allow third-party data sharing in your [LinkedIn profile privacy settings](#).
- c Enable [basic visibility](#) for your profile's public visibility.

**Note:** If the seatholder has their settings configured to conceal their information, their name or email address may not be visible for the admin to add the seatholder to access Recruiter System Connect integration.



Sourcing package

# Unified Search

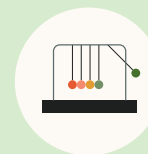
Save time by searching and sourcing from Cornerstone and LinkedIn simultaneously. Access Cornerstone candidate records not found on LinkedIn and explore LinkedIn outside your ATS, covering all your bases. Save candidates to a job and send InMail messages without leaving Cornerstone.

**Note:** You must activate [Recruiter System Connect \(RSC\)](#) to integrate Unified Search.

**✗ This integration currently isn't available with Cornerstone.**

**Want this integration?** Reach out to your Cornerstone rep.

Or, you can [let us know](#) you're interested in this integration.



Save time with less searching



Find candidates across networks



Engage directly from Cornerstone

Sourcing package

# Recommended Matches

Let LinkedIn do the work for you. Discover candidate recommendations based on job descriptions you post in your ATS. Save your favorite candidates, send them InMails, and easily archive candidates from your ATS. Matches continually improve with each use.

**Note:** You must activate [Recruiter System Connect \(RSC\)](#) to integrate Recommended Matches.

**✕ This integration currently isn't available with Cornerstone.**

**Want this integration?** Reach out to your Cornerstone rep.  
Or, you can [let us know](#) you're interested in this integration.



Get automatic recommendations



Discover qualified candidates faster



Engage directly from Cornerstone

Reporting package

# ATS-Enabled Reporting

Gain insight across your end-to-end hiring funnel to optimize where you spend your time and understand the value of all your sources, including LinkedIn. This integration is available for any customer who has activated RSC.



Gain more actionable insights



Discover valuable sources

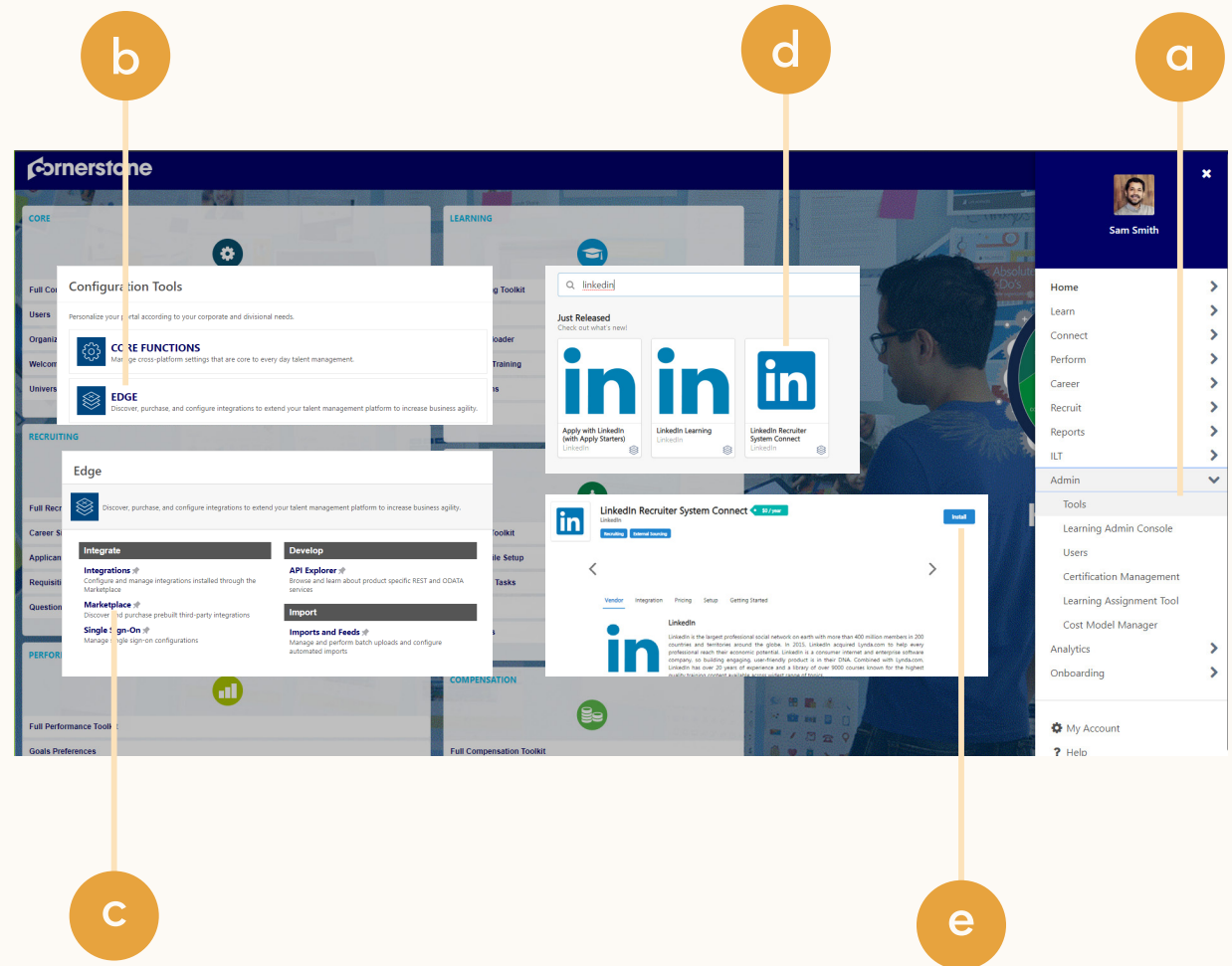


Make more informed decisions

## Step 1 of 2 Set up ATS-Enabled Reporting in Cornerstone.

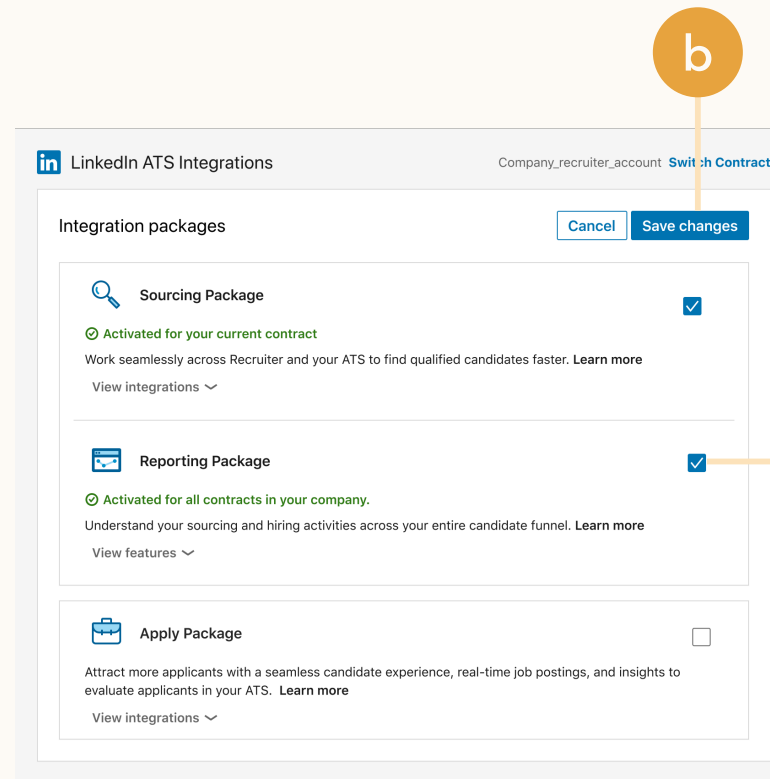
- a Click the menu in the top-right corner of the homepage, expand **“Admin,”** and select **“Tools.”**
- b Click **“EDGE”** from the list of **“Configuration Tools”** available within your Cornerstone account.
- c Click **“Marketplace”** and a new tab will open.

\*To activate additional integration functionality, such as **“RSC recommended matches and Unified Search,”** talk with your ATS rep to let them know you’re interested.



## Step 2 of 2 Set up ATS-Enabled Reporting in Cornerstone.

- a You'll see the onboarding widget. Then select the **"Reporting Package"** to activate ATS-Enabled Reporting.
- b Click **"Save Changes"** to confirm integration activation. Your integration will be turned on at this point.





Apply package

# Apply Connect

Optimize your candidate experience and encourage more job seekers to easily apply. Post your roles in real-time to LinkedIn from Cornerstone and leverage dynamic LinkedIn profile and application data in Cornerstone including relevant skills based on the job. Enable applicant notifications to send application status updates automatically to candidates across key stages in the application cycle.

**✕ This integration currently isn't available with Cornerstone.**

**Want this integration?** Reach out to your Cornerstone rep.

Or, you can [let us know](#) you're interested in this integration.



Get dynamic LinkedIn Profile information



Find qualified applicants faster

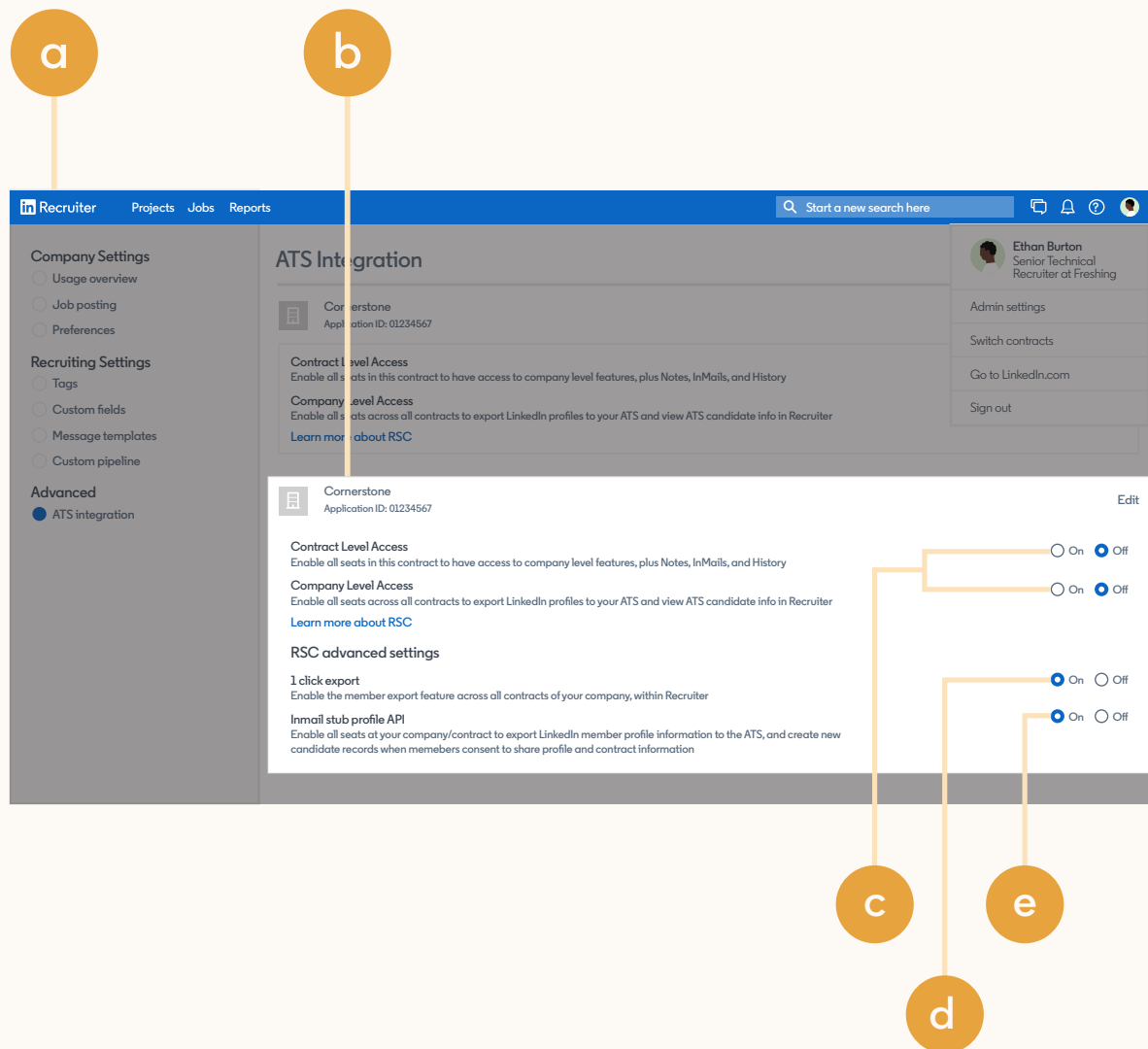


Reduce candidate drop-off

## Optional step

### Adjust your access settings in Recruiter.

- a Open your LinkedIn Recruiter Admin account in a new tab.
- b Scroll down to your Cornerstone section.
- c Connect “**Contract Level Access**,” “**Company Level Access**,” or both by clicking “**On**” for the desired access.
- d Activate 1-click export to quickly transfer simple candidate information to your ATS.
- e Activate the InMail Stub Profile API to create or update profiles in your ATS when a candidate consents to share their contact information with your company via InMail.



# Additional resources

Get help setting up and using LinkedIn ATS Integrations at your organization.

## Email support

Email us at [LTSATSIntegrations@LinkedIn.com](mailto:LTSATSIntegrations@LinkedIn.com) for general support and answers.

## Request an integration

Want an integration that isn't available yet? Reach out to a Cornerstone rep or complete the [form](#).

