

LinkedIn ATS Integrations Connect LinkedIn Recruiter & Jobs to Haufe Talent Management

Discover a simplified, insights-driven workflow that helps you engage more qualified candidates faster.




Table of Contents

Benefits 3

Packages..... 4

Integration availability 5

Recruiter System Connect (RSC)..... 6

Unified Search 12

Recommended Matches 13

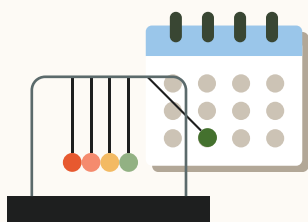
ATS-Enabled Reporting 14

Apply Connect17

Optional step 18

Spend more time on people, not process.

Discover the one integration suite that can save your team time so you can focus on what matters most — hiring the right people.



Save time

Quickly access all the information you need without switching between platforms.



Hire qualified candidates

Attract the most qualified candidates and move them through the hiring funnel faster.



Make informed decisions

Strengthen your hiring strategy with relevant candidate insights and data-driven reports.

Pricing: LinkedIn ATS Integrations are provided by LinkedIn at no additional cost if you hold a full Recruiter seat. Some ATS providers may charge a fee for certain integrations.

Integrations for all of your hiring needs

LinkedIn ATS Integrations help you stay efficient at every stage of the hiring process.



Sourcing package

Work seamlessly across Recruiter and your ATS to find qualified candidates faster.

Recruiter System Connect

Connect your ATS to LinkedIn Recruiter to access information when and where you need it, without having to switch between platforms.

Unified Search

Search and message candidates across both your ATS and the LinkedIn network directly from your ATS.

Recommended Matches

Discover candidate recommendations based on job descriptions you post in your ATS.



Reporting package

Understand your sourcing and hiring activities across your entire funnel.

ATS-Enabled Reporting

Gain insight across your end-to-end hiring funnel to optimize where you spend your time and to understand the value of all your sources, including LinkedIn.



Apply package

Streamline the job posting and application processes so you can focus on the most qualified candidates.

Apply Connect

Attract more applicants with a seamless candidate experience and real-time job postings, then use insights to evaluate applicants in your ATS.

Apply with LinkedIn

Let candidates apply to jobs on your career site using their LinkedIn profile information.

Whatever stage your candidates are at, LinkedIn ATS Integrations can move them through the funnel faster with these packaged solutions.

Sourcing package

Recruiter System Connect – [Get started](#) ↓

- ✓ Identify which candidates are already in your ATS when searching in Recruiter
- ✓ Filter LinkedIn searches by existing ATS candidates
- ✓ Access ATS candidate history and status on Recruiter profiles
- ✓ Export limited LinkedIn profiles to your ATS
- ✓ View real-time LinkedIn profile information for candidates in your ATS
- ✓ Send messages and view LinkedIn Notes and InMail from within your ATS

Unified Search – [Get started](#) ↓

- ✗ Search candidates across both your ATS and the LinkedIn network directly from your ATS

Recommended Matches – [Get started](#) ↓

- ✗ Get LinkedIn candidate recommendations for jobs in your ATS

Reporting package

ATS-Enabled Reporting – [Get started](#) ↓

- ✓ Optimize your strategy with full-funnel activity insights from the Hiring Funnel Report
- ✓ Evaluate different candidate sources with the Source Report
- ✓ Understand the impact of your LinkedIn activity with LinkedIn Touch Attribution
- ✓ Use industry benchmarks to compare against industry peers

Apply package

Apply Connect – [Get started](#) ↓

- ✗ Post jobs from your ATS to LinkedIn in real time
- ✗ Allow candidates to apply to jobs from any device without leaving LinkedIn
- ✗ Get applications from LinkedIn delivered directly to your ATS
- ✗ Incorporate screening questions from your ATS into your LinkedIn applications
- ✗ View real-time LinkedIn profiles and applicant insights in your ATS
- ✗ Receive LinkedIn skills data about applicants
- ✗ Send application status updates to candidates with automated notifications

Apply with LinkedIn

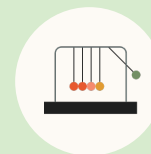
- ✓ Let candidates apply to jobs on your career site using their LinkedIn profile information

Sourcing package

Recruiter System Connect (RSC)

Connect your ATS with LinkedIn Recruiter to access candidate information, boost collaboration, and view more applicant data in both Recruiter and Haufe Talent Management without having to switch between platforms.

- Get the same candidate data in both Recruiter and Haufe Talent Management, saving you time and keeping you up to date wherever you're working
- View a candidate's LinkedIn profile with Haufe Talent Management and easily see which candidates are already in Haufe Talent Management from Recruiter
- See all Recruiter notes and InMail messages in Haufe Talent Management for a complete view of your candidate interactions
- Automatically create or update a profile within Haufe Talent Management when a candidate responds to an InMail message
- Activate RSC to pave a path for easier activation of other powerful LinkedIn ATS Integrations



Save time now that you're connected



Connect at no additional cost



RSC is secure and GDPR compliant



Easy setup for Administrators

Step 1 of 5 Activate RSC in Haufe Talent Management.

- a Click the settings icon in the top right-hand corner and select **“Interfaces”** to take you to the **“Third-party systems”** page.
- b Locate **“Settings for the LinkedIn ATS integration”** on this page and click **“edit”**.

Add a name and description and select **“Create”**. All your information will be populated back on the **“Third-party systems”** page.

Select **“edit”** again within **“Settings for the LinkedIn ATS integration”** to open the widget to configure the integration within LinkedIn Recruiter.

The screenshot shows the Haufe Talent Management interface. The top navigation bar includes 'Applicant Management', 'Analytics', 'Communication', and 'Reminders'. The main section is titled 'Third-party systems' and contains several configuration panels:

- Third-party systems for changing user (0)**: No details entered.
- Settings for interview Suite**: Visto Company ID: 73, URL: https://api.visto.com/v2, Is active: No.
- Settings for LinkedIn interface**: API key: My RSC Demosolution, Secret key: My RSC Demosolution.
- Settings for the LinkedIn ATS integration**: No details entered. An 'edit' button is visible to the right of this section.
- Settings for XING interface**: Consumer key: ea77bcb14b25e06bca14, Consumer secret: bc042b9362e1dd2135cf343d3b99c46b4fe3aed1.
- Settings for appointment planning wizards**: Password: *****.
- Settings for myOnboarding**: Password: *****.

Step 2 of 5 Set up integration in Haufe Talent Management.*

- a** Admins can request to activate integrations all at once — across all packages — inside the onboarding widget.**

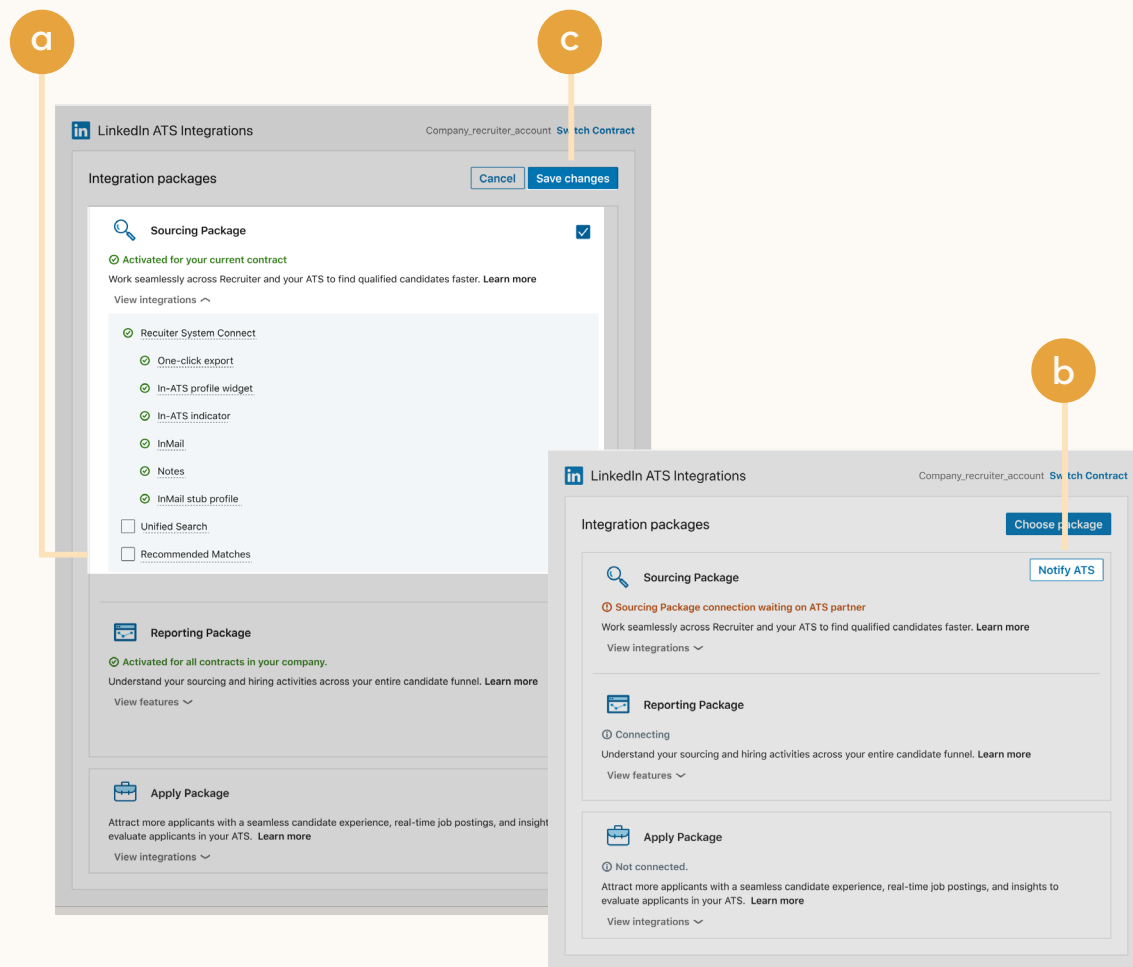
Please note: Default access level is contract level for sourcing packages versus company level for reporting and applicant management packages.

- b** (Optional) Connection not moving fast enough? Nudge partners with a notification.

- c** Hit **“Save changes”** to confirm integration activation. Your integrations will be turned on at this point.

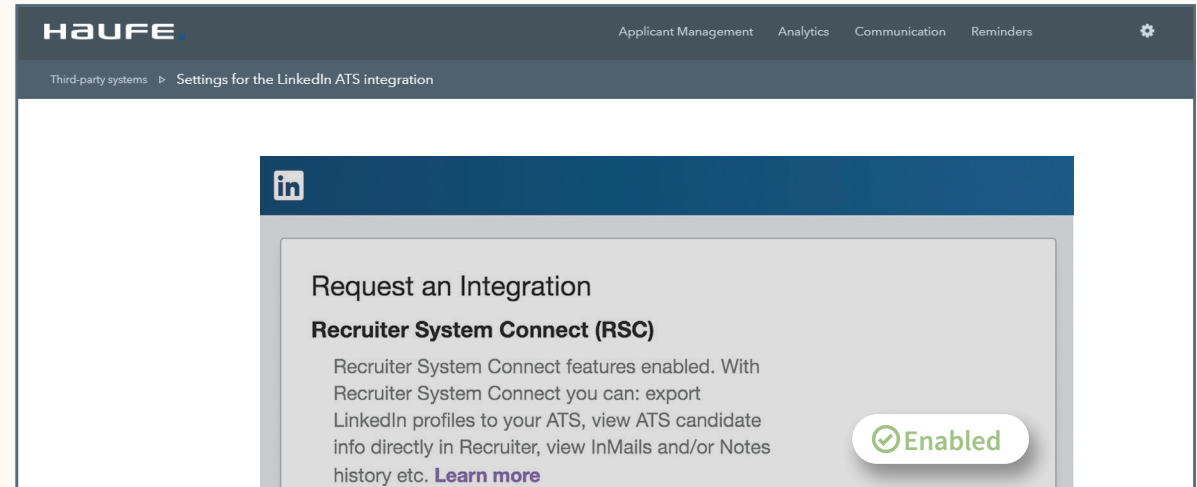
*Check with your ATS to ensure all features are enabled for you.

**If an integration package or feature is grayed out, it's either because your ATS is not offering it at this time or you don't have the permission to adjust this package. Check with your ATS to ensure all features are enabled for you or to request an integration.



Step 3 of 5 Enable integration.

Once you've enabled either Contract Level Access, Company Level Access, or both, you can close the LinkedIn Recruiter tab and navigate back to Haufe Talent Management, scroll down to the **"Integration status"** section, and click the button to update the status. Once the page refreshes, all statuses should appear as **"Enabled"**.



Step 4 of 5 Sync data.

- a Click the settings icon in the top right-hand corner of the page and select **“Branch Offices”**.
- b Select each branch office you would like to configure RSC for and click **“edit”** in the **“Basic information”** section.
- c Scroll to the bottom to select the box to **“Sync data with LinkedIn”**. Select each check box for the specific items you would like data to be synced.
- d Click the **“Save”** button.

The screenshot shows the HAUFEE interface for configuring branch offices. The top navigation bar includes 'Applicant Management', 'Analytics', 'Communication', 'Reminders', and a settings icon. The 'Branch offices' section contains a table with columns: Name, City, Country, and Specific configuration of application. The table lists three branch offices: Fanergy Global (St. Gallen, Switzerland), Fanergy AG (Freiburg / Breisgau, Germany), and Fanergy Inc. (San Francisco, USA). A settings menu is open in the top right corner, showing options like 'Bookmark', 'Configure view', 'Settings', 'Min. settings', 'Branch Offices', 'User', 'Wizards', 'Interfaces', and 'System backup'. The 'Branch Offices' option is highlighted. Below the table, there is a section for 'Indeed' with a confirmation code field. At the bottom, there is a section for 'Sync data with LinkedIn' with checkboxes for 'New job', 'Job profile entered', 'Approval process started', 'Rejected', 'Approved', 'Staffing process', and 'Filled'. The 'Sync data with LinkedIn' checkbox is checked. The 'Save' button is highlighted.

Name	City	Country	Specific configuration of application
Fanergy Global	St. Gallen	Switzerland	yes
Fanergy AG	Freiburg / Breisgau	Germany	yes
Fanergy Inc.	San Francisco	USA	yes

1 to 3 of 3

External DesignID:

External DesignID2:

Indeed

Confirmation code for Indeed:

Only applications to branch offices that have entered a code will be confirmed in Indeed as 'Application submitted'. The code entered for the main office (headquarters) serves as a fallback value. Therefore, it is sufficient to enter a code for headquarters only, which will then be valid for all other branch offices.

Sync jobs with LinkedIn if job status is:

- ☐ New job
- ☐ Job profile entered
- ☐ Approval process started
- ☐ Rejected
- ☒ Approved
- ☐ Staffing process
- ☐ Filled

Mark synced jobs in LinkedIn as completed if job status is:

- ☐ New job
- ☐ Job profile entered
- ☐ Approval process started
- ☐ Rejected
- ☐ Approved
- ☐ Staffing process
- ☒ Filled

☒ Sync data with LinkedIn

Step 5 of 5 Configure view settings.

Update the user interface visibility to ensure that the rest of your team can see whether data is synced with LinkedIn.

- a Navigate to the **“Applicant Management”** tab on the top menu bar and select **“Job requisitions”**.
- b Click the setting icon in the top right-hand corner and select **“Configure view”**.
- c Scroll to the right of the column where the LinkedIn logo appears and click the eye icon to ensure that the data is being synced with LinkedIn and is visible to users.
- d Complete the same configuration steps for **“Applications”** in the dropdown menu under the **“Applicant Management”** tab.

The screenshot displays the HAUFEL Applicant Management interface. The top navigation bar includes tabs for Applicant Management, Analytics, Communication, and Reminders. The left sidebar shows a dropdown menu under Applicant Management with options: Jobs, Applications, Job requisitions, Appointments, Recruiter, and Job subscriber. The main content area shows a table of job requisitions with columns for Job title, Job status, Manager, and Applicant. A 'Configure view' dialog box is open, showing options to change the language (German, English, French, Italian) and a table of columns with eye icons for visibility. The table has columns for Job user-defined list 17, Job user-defined list 18, Visitors, and No. of Evaluation. The bottom of the dialog shows a summary of 103 jobs and 4 evaluations.

HAUFEL Applicant Management Analytics Communication Reminders

Welcome Barbara Schmid
Change password
My profile
Switch to recruiter view

Data release
Pending decision on data release (39)
Data release consent retroactively withdrawn in the past 7 days (0)

Messages
To applicant profiles that are to be deleted (0)
Applications with failed automatic emails (0)

Approvals
My pending decisions (0)

My jobs
My job requisitions (0)
All my active jobs (0)
All active jobs
Open job board

Applications for my jobs
New applications (0)
- with status "Evaluation by manager" (0)
Updated applications (0)
New assessments (0)

Jobs
Applications
Job requisitions
Appointments
Recruiter
Job subscriber

Reminders
My jobs (20)

Job title --
Job status --
Manager --
Applicant --
Re

Projectleiter IT
Filled
Falcon, Pierre
2

Business Consultant Talentmanagement Software (m/w)
Staffing process
Jenkins, Viola
5

Projectleiter IT (Mobile)
New job
Falcon, Pierre

Configure view
Change language :
German | English | French | Italian

Job user-defined list 17	Job user-defined list 18	Visitors	No. of Evaluation
103	4		

Sourcing package

Unified Search

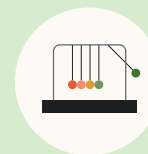
Save time by searching and sourcing from Haufe Talent Management and LinkedIn simultaneously. Access Haufe Talent Management candidate records not found on LinkedIn and explore LinkedIn outside your ATS, covering all your bases. Save candidates to a job and send InMail messages without leaving Haufe Talent Management.

Note: You must activate [Recruiter System Connect \(RSC\)](#) to integrate Unified Search.

✗ **This integration currently isn't available with Haufe Talent Management.**

Want this integration? Reach out to your Haufe Talent Management rep.

Or, you can [let us know](#) you're interested in this integration.



Save time with less searching



Find candidates across networks



Engage directly from Haufe Talent Management

Sourcing package

Recommended Matches

Let LinkedIn do the work for you. Discover candidate recommendations based on job descriptions you post in your ATS. Save your favorite candidates, send them InMail messages, and easily archive candidates from your ATS. Matches continually improve with each use.

Note: You must activate [Recruiter System Connect \(RSC\)](#) to integrate Recommended Matches.

✕ This integration currently isn't available with Haufe Talent Management.

Want this integration? Reach out to your Haufe Talent Management rep.

Or, you can [let us know](#) you're interested in this integration.



Get automatic recommendations



Discover qualified candidates faster



Engage directly from Haufe Talent Management

Reporting package

ATS-Enabled Reporting

Gain insight across your end-to-end hiring funnel to optimize where you spend your time and understand the value of all your sources, including LinkedIn. This integration is available for any customer who has activated RSC.



Gain more actionable insights



Discover valuable sources



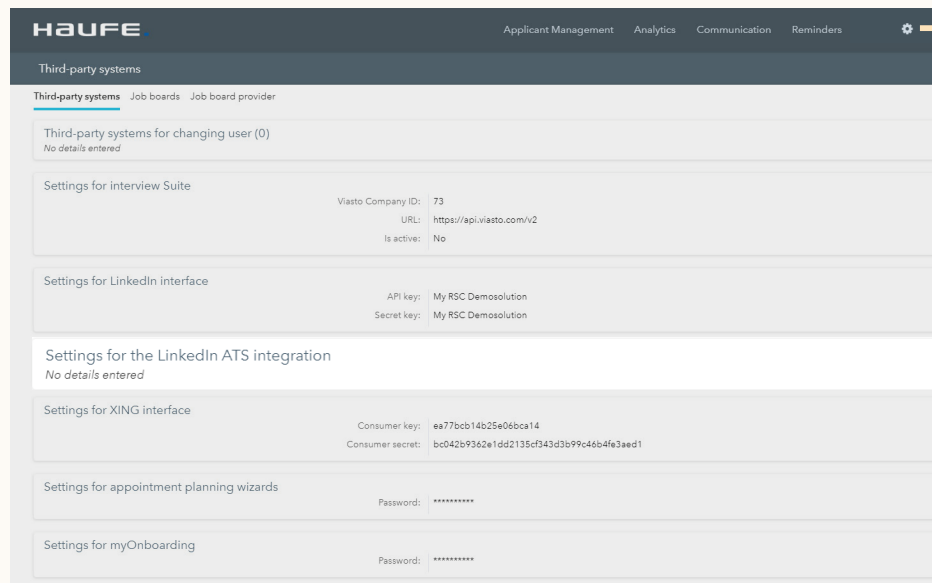
Make more informed decisions

Step 1 of 2 Set up ATS-Enabled Reporting in Haufe Talent Management.

- a Click the settings icon in the top right-hand corner and select **“Interfaces”** to take you to the **“Third-party systems”** page.
- b Locate **“Settings for the LinkedIn ATS integration”** on this page and click **“edit”**.

Add a name and description, and select **“Create”**. All your information will be populated back on the **“Third-party systems”** page.

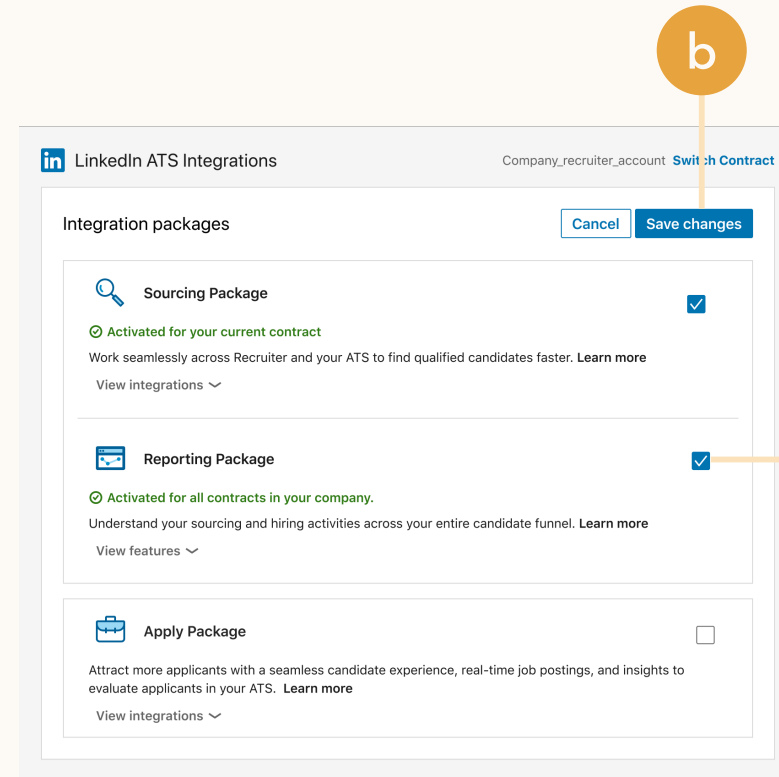
Select **“edit”** again within **“Settings for the LinkedIn ATS integration”** to open the widget to configure the integration within LinkedIn Recruiter.



Step 2 of 2 Set up ATS-Enabled Reporting in Haufe Talent Management.

- a You'll see the onboarding widget. Then check the **"Reporting Package"** to activate ATS Enabled Reporting.
- b Select **"Save changes"** to confirm integration activation. Your integration will be turned on at this point.

LinkedIn ATS Integrations → Reporting → **ATS-Enabled Reporting**



Apply package

Apply Connect

Optimize your candidate experience and encourage more job seekers to easily apply. Post your roles in real-time to LinkedIn from Haufe Talent Management and leverage dynamic LinkedIn profile and application data in Haufe Talent Management including relevant skills based on the job. Enable applicant notifications to send application status updates automatically to candidates across key stages in the application cycle.

✕ This integration currently isn't available with Haufe Talent Management.

Want this integration? Reach out to your Haufe Talent Management rep.

Or, you can [let us know](#) you're interested in this integration.



Get dynamic LinkedIn Profile information



Find qualified applicants faster

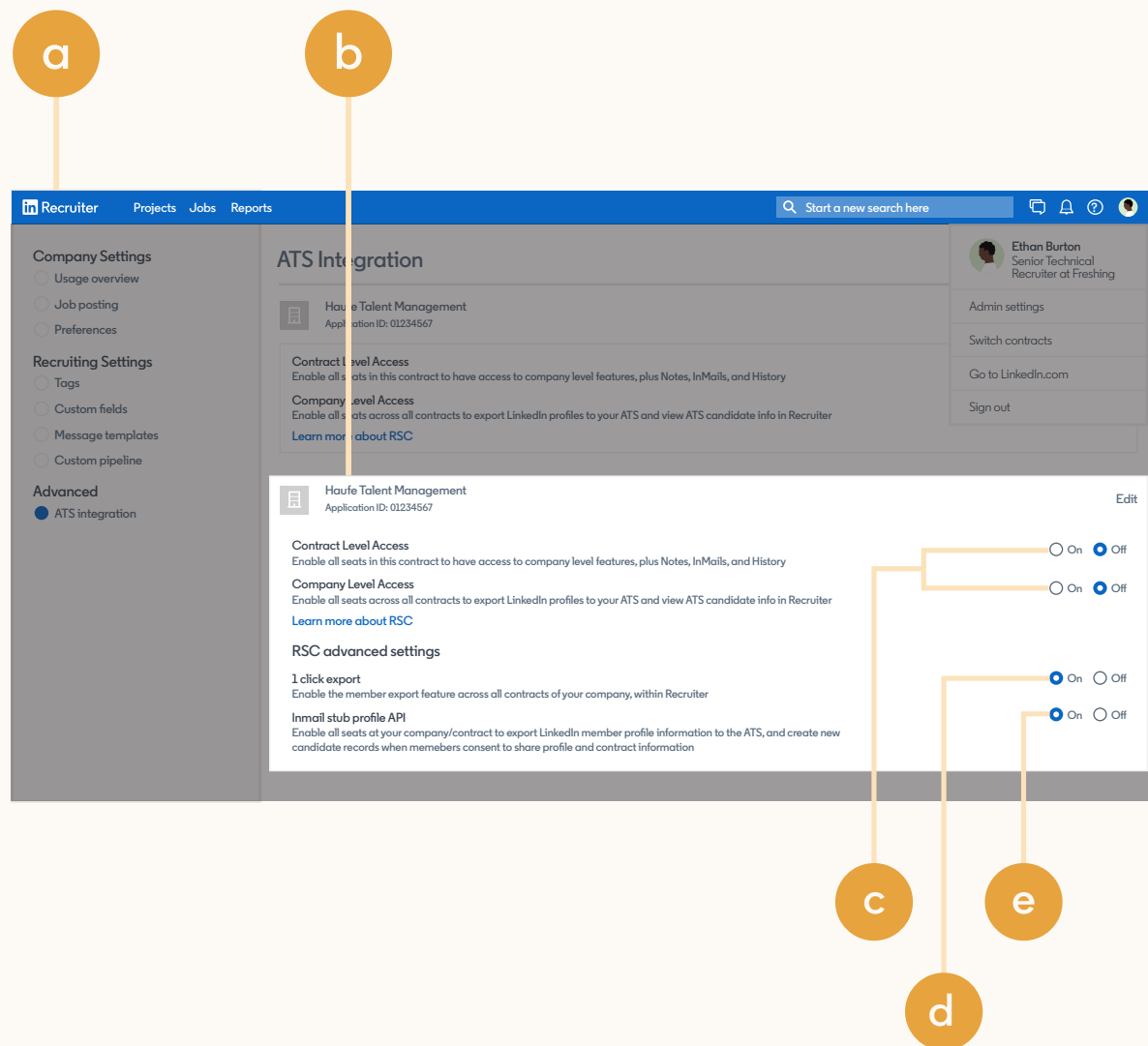


Reduce candidate drop-off

Optional step

Adjust your access settings in Recruiter.

- a Open your LinkedIn Recruiter Admin account in a new tab.
- b Scroll down to your Haufe Talent Management section.
- c Connect “**Contract Level Access**”, “**Company Level Access**”, or both by clicking “**On**” for the desired access.
- d Activate 1 click export to quickly transfer simple candidate information to your ATS.
- e Activate the InMail stub profile API to create or update profiles in your ATS when a candidate consents to share their contact information with your company via InMail.



Additional resources

Get help setting up and using LinkedIn ATS Integrations at your organization.

Email support

Email us at LTSATSIntegrations@LinkedIn.com for general support and answers.

Request an integration

Want an integration that isn't available yet?
Reach out to a Haufe Talent Management rep or complete the [form](#).

