

THIS IS

TALENT

INTELLIGENCE



Where can I find this talent?

Professionals on LinkedIn

1.3M

Competition for Talent



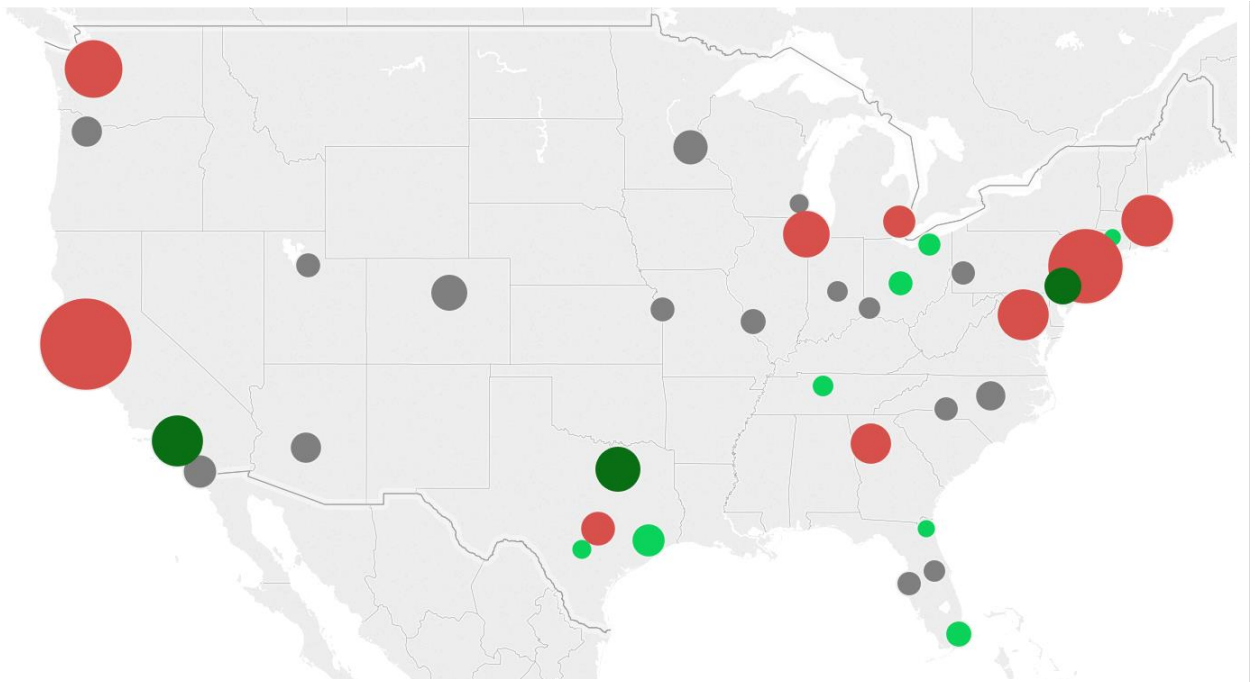
Level of competition is in the top 10% compared to other talent pools

Competition Trend

▲ +13%

Change in average InMails per member last 12 months vs. prior 12 months

Talent Supply and Demand by Region



Metro	(#) of Professionals	Competition for Talent	Competition Trend
San Francisco Bay, CA	158K	Higher	↑
New York City, NY	105K	Higher	↑
Seattle, WA	63K	Higher	↑
Boston, MA	50K	Higher	↑
Washington D.C. Metro, VA	49K	Higher	↑

Size of Bubble: indicates the total # of LI professionals in region. Color: indicates competition level for talent.

● = High Competition | ● = Moderate | ● = Low | **Hidden Gem:** High supply and lower competition

Where can I find this talent?

Professionals on LinkedIn

4.2M

Competition for Talent



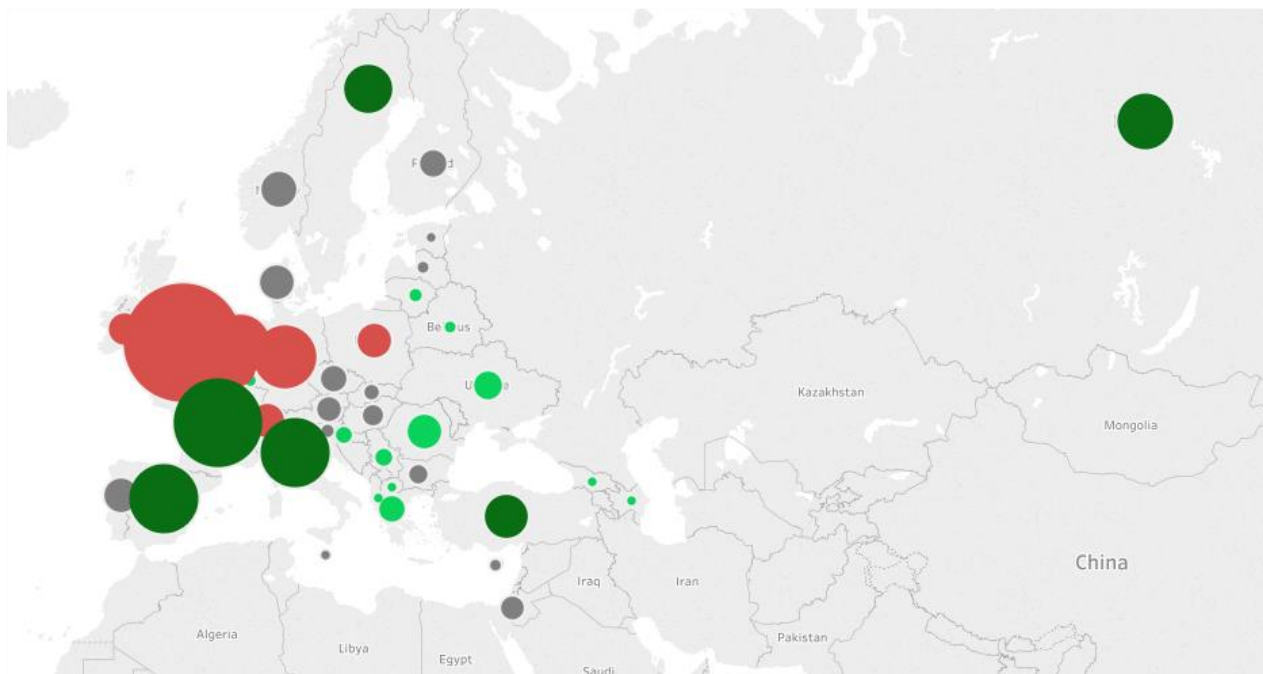
Level of competition is in the top 10% compared to other talent pools

Competition Trend

▲ +35%

Change in average InMails per member last 12 months vs. prior 12 months

Talent Supply and Demand by Region



Country	(#) of Professionals	Competition for Talent	Competition Trend
United Kingdom	945K	Higher	↔
France	541K	Hidden Gem	↔
Italy	328K	Hidden Gem	↔
Spain	323K	Hidden Gem	↔
Germany	272K	Higher	↔

Size of Bubble: indicates the total # of LI professionals in region. Color: indicates competition level for talent.

● = High Competition | ● = Moderate | ● = Low | **Hidden Gem:** High supply and lower competition

Where can I find this talent?

Professionals on LinkedIn

717K

Competition for Talent



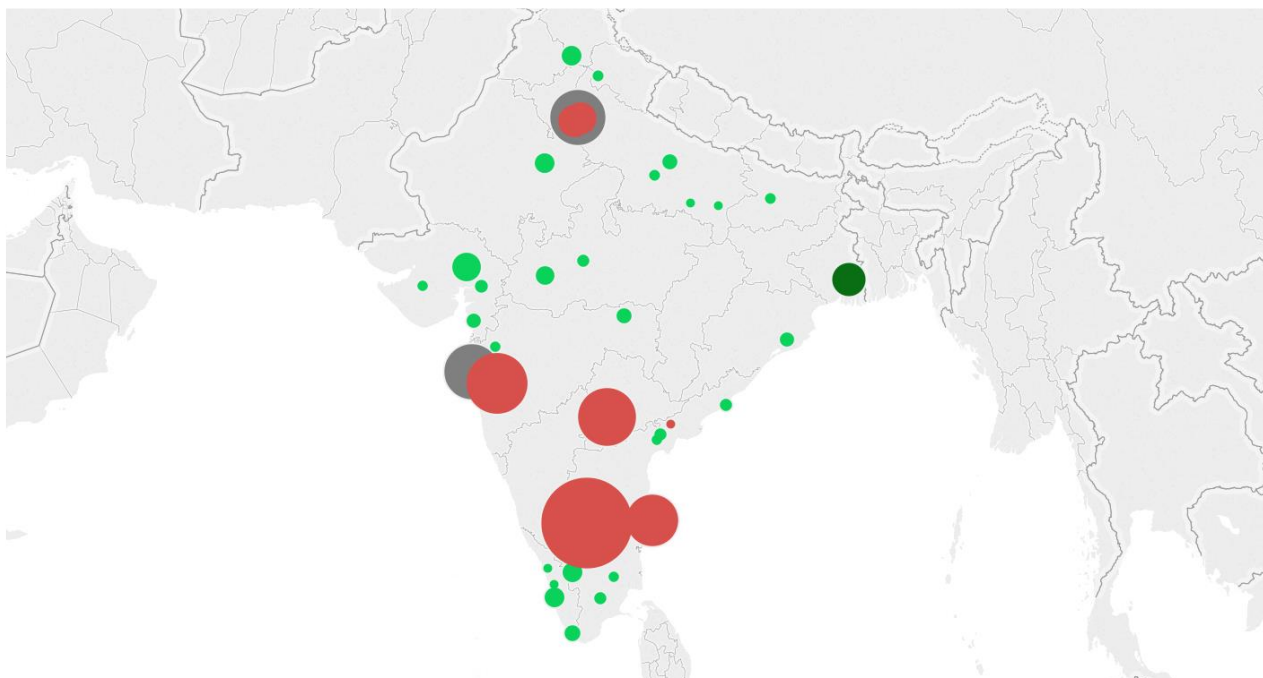
Level of competition is in the top 10% compared to other talent pools

Competition Trend

▲ +15%

Change in average InMails per member last 12 months vs. prior 12 months

Talent Supply and Demand by Region



Metro	(#) of Professionals	Competition for Talent	Competition Trend
Bengaluru, IN	146K	Higher	↔
Pune, IN	65K	Higher	↔
Hyderabad, IN	59K	Higher	↔
New Delhi, IN	53K	Medium	↔
Mumbai, IN	53K	Medium	↔

Size of Bubble: indicates the total # of LI professionals in region. Color: indicates competition level for talent.

● = High Competition | ● = Moderate | ● = Low | **Hidden Gem:** High supply and lower competition

Learn more about

The Power of LinkedIn Data

Visit the Talent Connect InLounge