



Assessments

Integration guide

August 2021

LinkedIn Talent Hub




Save time by integrating with assessment tools.

Now you can streamline your searches and narrow down your applicant pool even faster. Once you link CodeSignal to Talent Hub, you'll be able to complete your assessment tasks more easily and in one place, saving you time and helping you keep track of your most qualified candidates,

Connect with your CodeSignal once, and you'll be set up to connect the right candidates to all of your open opportunities.

Talent Hub Integrations

Talent Hub is the only applicant tracking system (ATS) that allows you to source, manage, and hire on a single platform. Third-party integrations make the process even easier, consolidating your workflow and giving you more time to focus on building winning teams.



Assessments integration at a glance

By integrating with CodeSignal, you'll save time by quickly identifying your top candidates.

Get a holistic view of candidate qualifications.

Equip your team with a full picture of a candidate's skills, in addition to what's available on their LinkedIn profile, to facilitate better interviews and hiring decisions.

Streamline your evaluation process.

Spend less time toggling between multiple tools by sending assessments and reviewing outcomes directly within a candidate's Talent Hub profile.

Zero in on candidates with the right skills and aptitude.

Easily screen for must-have criteria up front, so the most qualified candidates are progressing through your hiring pipeline.

Things to be aware of


Screening dimensions

You can screen for experience, educational degrees, and specific skills.

Get started

[Contact or enable CodeSignal](#)

We'll help you get started.



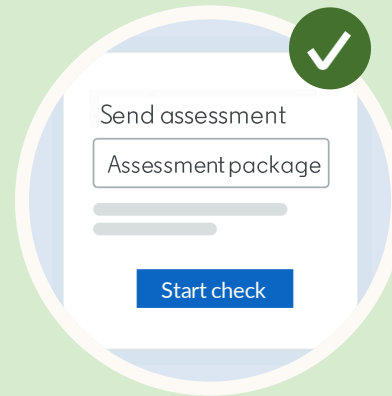
Enable CodeSignal.

You can do this from the Talent Hub integrations page.



Select a candidate.

To start, navigate to pipeline review or a candidate's profile.



Initiate the assessment.

Select screening packages and initiate the assessment.



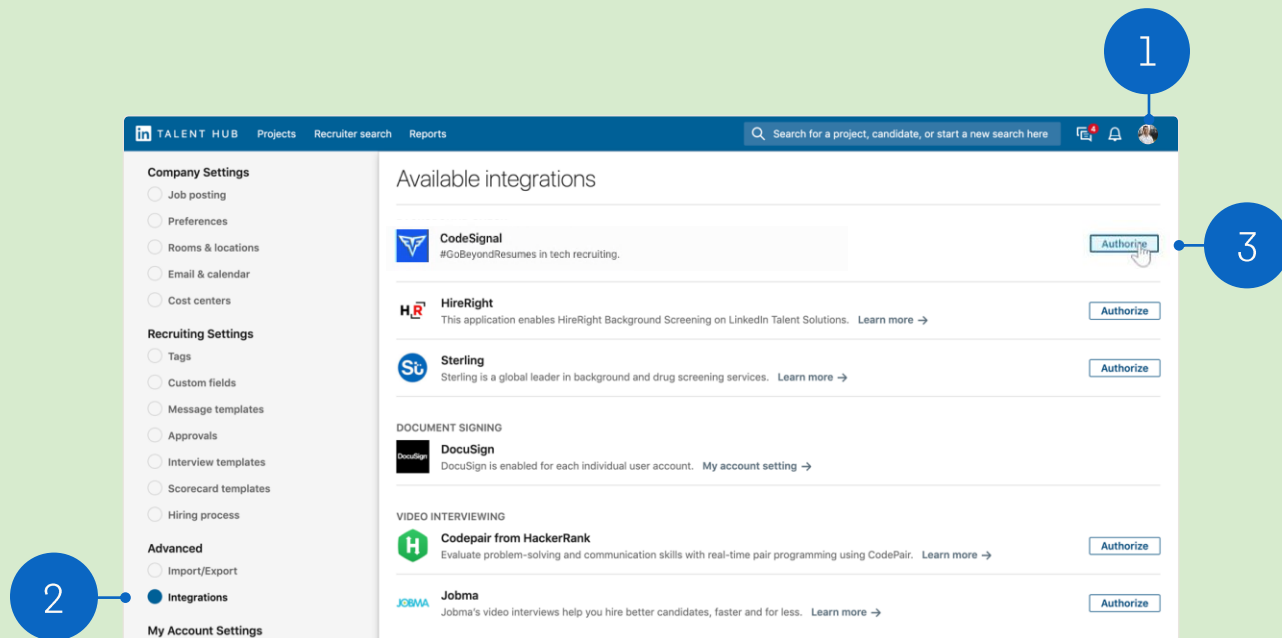
Track progress.

Verify if the check has been completed and get more details.

Find CodeSignal in Talent Hub

1. Click your picture in the upper right-hand corner and select “Product Settings” from the drop-down menu.
2. On the Product Settings page, click “Integrations” under “Advanced.”
3. Find CodeSignal under “Available integrations” and click the “Authorize” button.

The Talent Hub Admin authorizes the partner for everyone on the contract. For all users, assessments will be authorized at the “Account Settings” level.

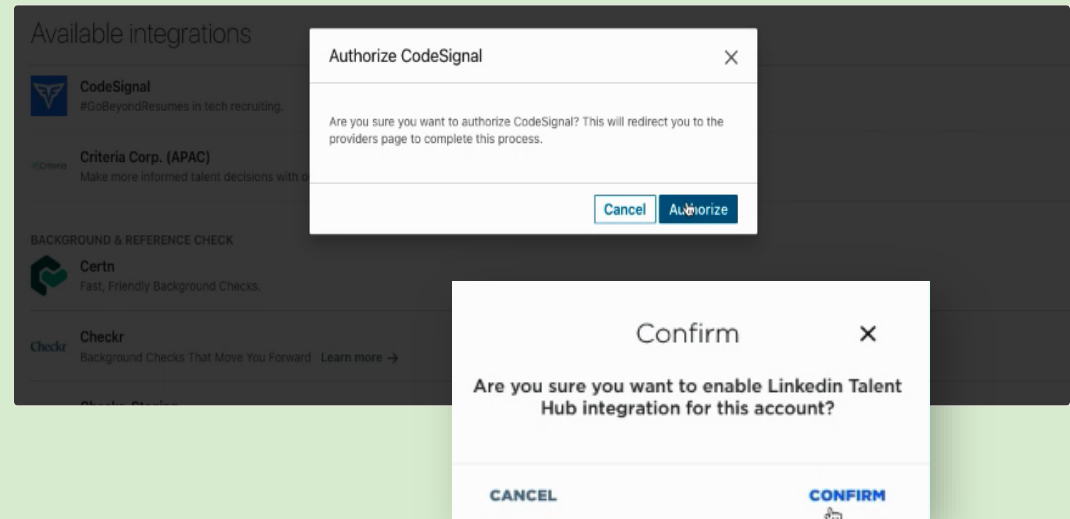


Enable integration

Complete the process

Users will be redirected to CodeSignal's website to complete the authorization process.

Once authorized, users with the right permissions can begin assessments.



Verify authorization

1. When redirected back to Talent Hub, refresh the page until CodeSignal displays as “On” under “Authorized integrations.”
2. This indicates that integration is now live for all users on the contract.

The screenshot displays the Talent Hub interface. A blue circle with the number '1' points to the 'Integrations' option in the left-hand sidebar under the 'Advanced' section. The main content area is titled 'Authorized integrations' and lists several integrations under the heading 'ASSESSMENTS'. The first integration, 'CodeSignal', is highlighted with a blue circle containing the number '2'. The 'CodeSignal' integration shows a status of 'On' and an 'Edit' link. Other integrations listed include 'CVCheck', 'First Advantage Screening', 'HireRight', 'Reed Screening', and 'Reed Screening dev', each with an 'Edit' link and a status of 'On'.

Integration	Status	Action
CodeSignal #GoBeyondResumes in tech recruiting.	On	Edit
CVCheck CVCheck: Pre-employment screening and background checking service	On	Edit
First Advantage Screening Largest Global Background Screening Provider: Our promise, Your success	On	Edit
HireRight This application enables HireRight Background Screening on LinkedIn Talent Solutions.	On	Edit
Reed Screening Pre-Employment candidate screening	On	Edit
Reed Screening dev Pre-Employment candidate screening	On	Edit

Select a candidate

Locate the action

Once the integration has been enabled, assessments can be initiated through the pipeline in Talent Hub.

1. To initiate a check with a candidate in the pipeline, click on the ellipsis and select “Send assessment.”

The following users will have the ability to do this:

- ✓ Talent Solutions Administrators
- ✓ Users with Project Owner roles
- ✓ Users with Sourcer roles

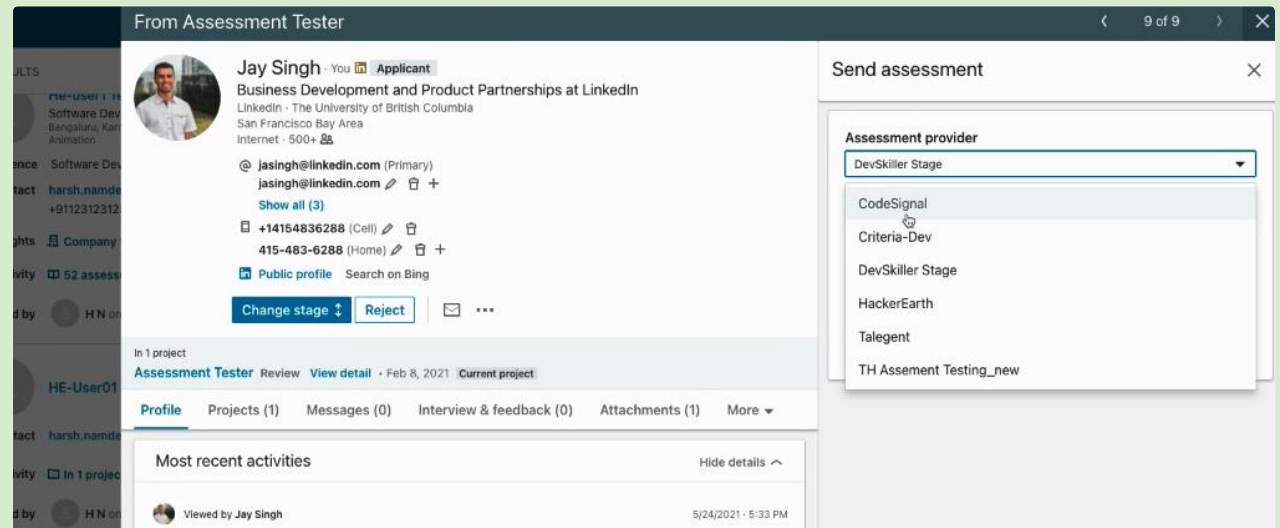


The screenshot displays the 'Assessment Tester > Pipeline' view in Talent Hub. On the left, a sidebar shows the pipeline stages: My pipeline, All active candidates (9), Archived candidates (1), Review (7), Screening (1), Interview (0), Offer (0), and Hired (1). The main area shows a list of 9 results, sorted by 'Last modified'. The first result is for 'Jay Singh', an Applicant, with a profile picture and a dropdown menu. The dropdown menu is open, showing options: 'Schedule interview', 'Invite to a video intro', 'Send assessment' (highlighted with a blue circle and the number 1), 'Run background check', 'Send document for signing', 'Add note', 'Share for review', 'Add tag', 'Save to another project', 'Save to PDF', and 'Provide feedback'. The candidate's profile includes details like 'Company follower', '62 connections', '1 assessment', 'Applied to 1 job', 'In 1 project', '1 view', 'Saved by Joel Bito on February 8, 2021', 'Experience', 'Education', 'Contact', 'Spotlights', 'Activity', and 'Application'.

Initiate the assessment

Choose assessment package

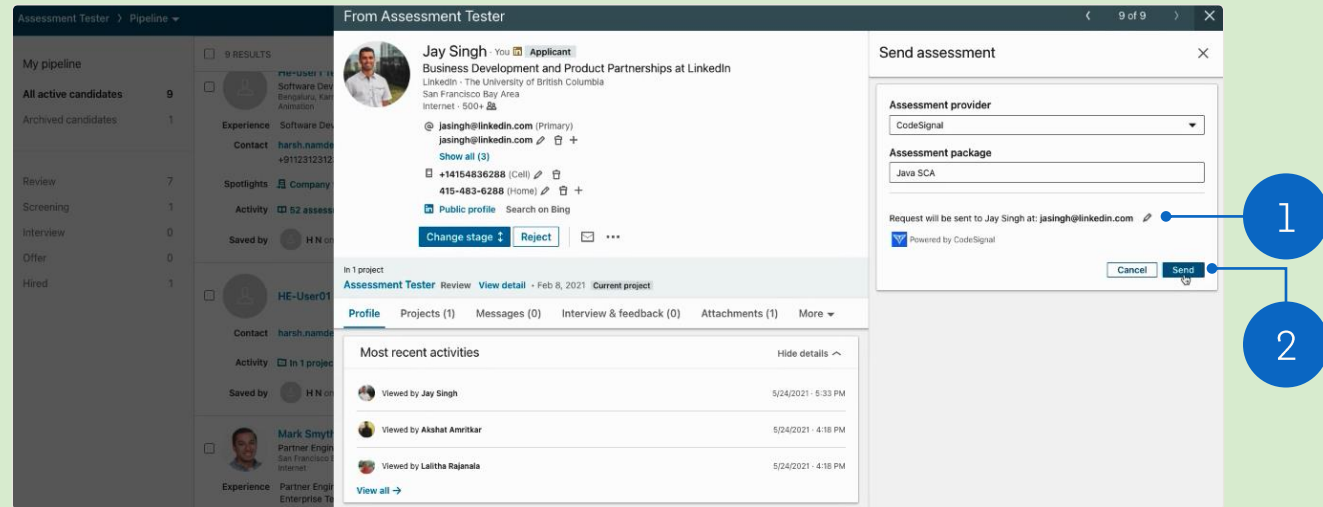
Select CodeSignal from the drop-down list—it displays the Assessment packages that have already been configured with CodeSignal.



Initiate the assessment

Start the assessment

1. If needed, manually enter the candidate's email address by clicking the pencil icon.
2. Click "Send." CodeSignal will send the candidate an email requesting the required information. Once the information has been uploaded, the assessment will begin.



View status

1. Once an assessment has been initiated, go to the “Profile” tab on the candidate’s profile for updates.
2. You can view the status of the assessment—or its results once it’s been completed.
3. Click “Assessment” to get more details.

All Talent Hub users will be able to view whether an assessment has been initiated on an account.

From Assessment Tester

9 of 9

Jay Singh · You · Applicant
Business Development and Product Partnerships at LinkedIn
LinkedIn - The University of British Columbia
San Francisco Bay Area
Internet · 500+ 26

@ jasingh@linkedin.com (Primary)
jasingh@linkedin.com
Show all (3)

+14154836288 (Cell)
415-483-6288 (Home)
Public profile Search on Bing

Change stage ↓ Reject

In 1 project
Assessment Tester Review View detail · Feb 8, 2021 Current project

Profile Projects (1) Messages (0) Interview & feedback (0) Attachments (1) More ▾

Most recent activities Hide details ▾

Viewed by Jay Singh 5/24/2021 - 6:11 PM

Jay Singh sent an assessment
CodeSignal - [Sandbox] Software Engineer Test - Completed assessment 5/24/2021 - 6:09 PM

Jay Singh sent an assessment
CodeSignal - Data Science SCA - Pending assessment 5/24/2021 - 5:57 PM

View all →

Recruiting Tools

Notes (0) + Add note

Reminders (0) + Add new

Links (0) + Add new

Tags (0) + Add new

Similar Profiles

Jim Hake · 2nd
Seasoned General Manager looking for a new opportunity
United States

Mike Diaz · 3rd
Business Development at Dinova
Duluth, Georgia, United States

Matt Villano · 2nd
Business Development Specialist at Americaneagle.com
Park Ridge, Illinois, United States

Kaylin Howell · 3rd
The things that people run from are usually the things that success comes from
Cleveland, Ohio, United States

CODESIGNAL CERTIFY TEST INTERVIEW

Jay Singh
jasingh@linkedin.com

GO LINK DOWNLOAD

BASIC INFO

<> Test: [Sandbox] Software E... Solved: 0/1 Finished On: 24 May 2021

[] Similarity: none Score: 0/300 Time Taken: 3s/3h

Label: Add label...

Task	Solve Time	Score	Similarity
addTwoDigits	-	0/300	-

Set-up Automated Actions

Automated Actions in Talent Hub helps you save time on common actions by automatically completing tasks such as moving candidates through your pipeline and notifying team members of candidate activity based on rules set in a hiring process.

1. Set-up Automated Actions by configuring the “if then” conditions. We recommend associating the Assessment with a specific pipeline stage
2. Select CodeSignal from the Assessment provider drop-down
3. Once conditions have been selected, select Save

Create an Automated Action for "Pipeline"

Automated actions can perform tasks for you based on the conditions that you specify, such as moving a candidate to a new stage if they reply to an InMail.

1

If *

Candidate is moved to the pipeline stage(s) ▼

In the pipeline stage(s) *

Screening in progress ×

Select the pipeline stage(s) to detect the condition in

↓

Then *

Send assessment ▼

Assessment provider

CodeSignal ▼

Search for a package

Automated action name *



Example: "Move saved candidates to new stage"

Remember to name your template!

Cancel

Save & apply action

3

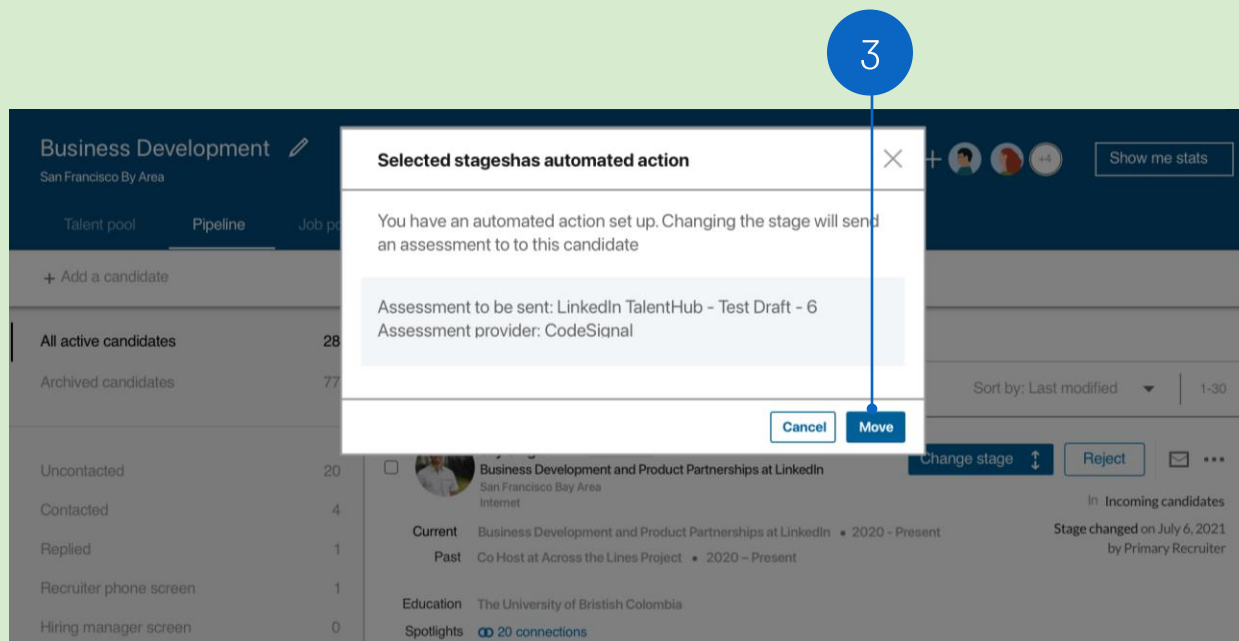
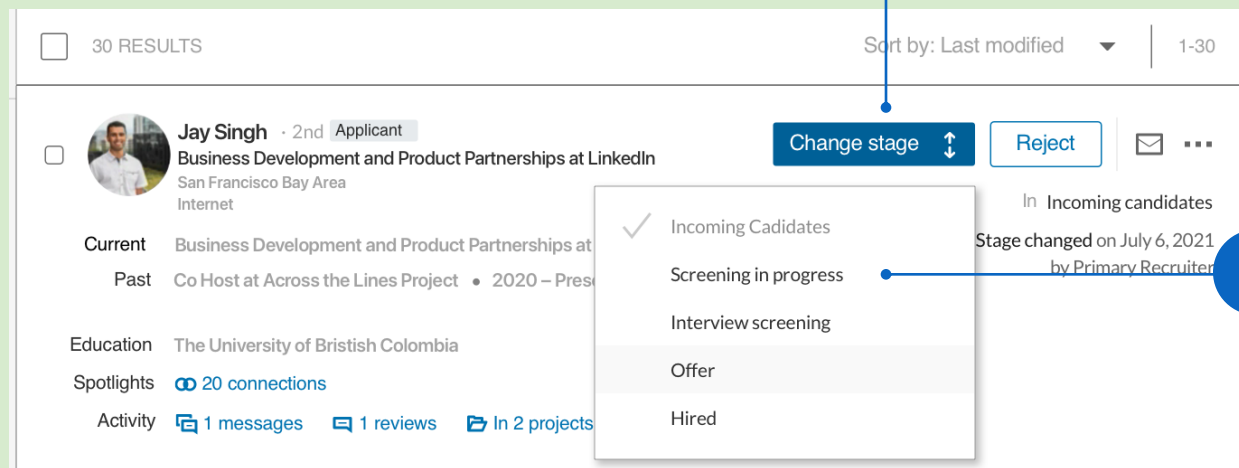
 Talent Hub | 

Automated Actions

Send Assessment with Automated Actions

1. Click “Change stage” on the candidates profile
2. Select the stage that you set up an Automated Action for from the drop-down
3. Click “Move” from the pop-up window to confirm the action

Read the [help article](#) for more information on Automated Actions.



FAQ



1. Can existing CodeSignal customers enable the integration from Talent Hub?

Yes, existing CodeSignal customers can enable the integration from Talent Hub from the [product settings page](#).

2. How do I sign up for CodeSignal as a new customer?

New customers cannot sign up for CodeSignal through Talent Hub. Please reach out to CodeSignal at support@codesignal.com for more information.

3. What permissions/licenses are required to use CodeSignal?

Only Talent Solutions Administrators or users with Project Owner or Sourcer roles can initiate assessments for candidates.

4. Does the requestor email have to be the same as the email associated with my CodeSignal account?

No, the requestor's email does not have to be the same as the email associated with their CodeSignal account.

5. Are there any fees for enabling the CodeSignal integration?

No, there is no fee required to enable CodeSignal.

6. Are there any promotions to enable the CodeSignal integration?

No, there is no promotions to enable CodeSignal.

7. Are there any other nuances related to the CodeSignal integration?

To enable the integration, please ensure your “ATS Integration” feature is enabled within your CodeSignal instance.

8. If I have any issues who can I reach out to?

For additional questions related to this integration please reach out to support@codesignal.com

9. Who can I send assessments to?

Assessments can only be sent through Talent Hub to **applicants** who are **LinkedIn members**. We cannot currently integrate assessments for non-applicants or guest apply candidates.

10. Can I automatically progress candidates to specific stages once they have completed an assessment?

We do not have the ability to automatically progress candidates to a specific stage once they have completed an assessment.

11. Do candidates receive an email from Talent Hub once an assessment has been sent or completed?

No email notifications are sent from Talent Hub when an assessment is complete; customers will need to set up notifications through their assessment provider.

12. Can I cancel an assessment from Talent Hub once I've already sent it?

Currently, assessments can only be canceled by the customer from the provider site.

13. Where can I find the assessment scores on the candidate profile?

On the project tab there will be a link to “view” the completed assessment.

Questions?

We're here to help you master integrations in Talent Hub.

You'll find more answers in the [Help Center](#) — and your LinkedIn Support team is always available for additional support.

Thank you.

