



# Assessments

Integration guide

August 2021

**LinkedIn** Talent Hub




# Save time by integrating with assessment tools.

Now you can streamline your searches and narrow down your applicant pool even faster. Once you link HackerEarth to Talent Hub, you'll be able to complete your assessment tasks more easily and in one place, saving you time and helping you keep track of your most qualified candidates,

Connect with your HackerEarth once, and you'll be set up to connect the right candidates to all of your open opportunities.

## Talent Hub Integrations

Talent Hub is the only applicant tracking system (ATS) that allows you to source, manage, and hire on a single platform. Third-party integrations make the process even easier, consolidating your workflow and giving you more time to focus on building winning teams.



# Assessments integration at a glance

By integrating with HackerEarth, you'll save time by quickly identifying your top candidates.

## Get a holistic view of candidate qualifications.

Equip your team with a full picture of a candidate's skills, in addition to what's available on their LinkedIn profile, to facilitate better interviews and hiring decisions.

## Streamline your evaluation process.

Spend less time toggling between multiple tools by sending assessments and reviewing outcomes directly within a candidate's Talent Hub profile.

## Zero in on candidates with the right skills and aptitude.

Easily screen for must-have criteria up front, so the most qualified candidates are progressing through your hiring pipeline.

### Things to be aware of

#### Screening dimensions

You can screen for experience, educational degrees, and specific skills.

### Get started

[Contact or enable HackerEarth](#)

# We'll help you get started.



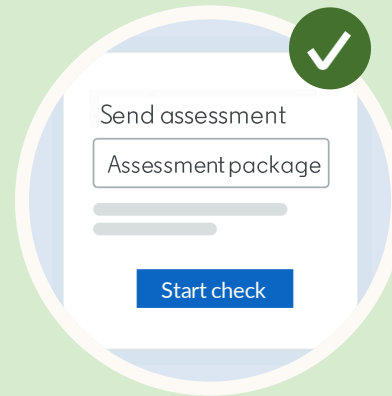
## Enable HackerEarth.

You can do this from the Talent Hub integrations page.



## Select a candidate.

To start, navigate to pipeline review or a candidate's profile.



## Initiate the assessment.

Select screening packages and initiate the assessment.



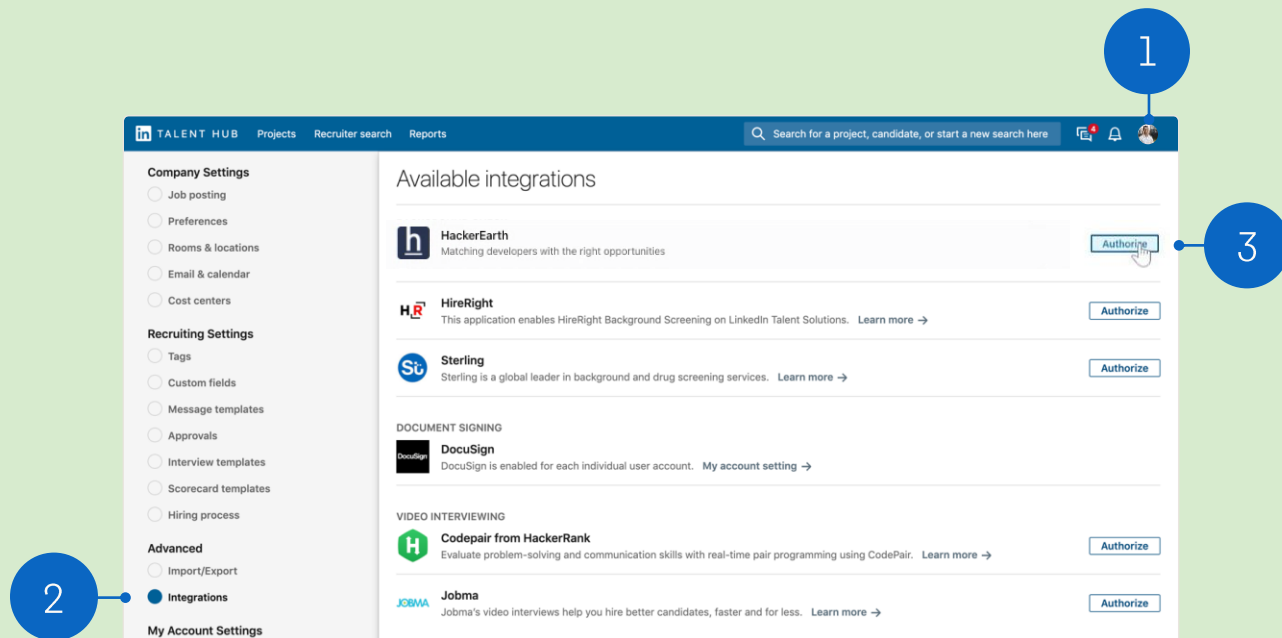
## Track progress.

Verify if the check has been completed and get more details.

## Find HackerEarth in Talent Hub

1. Click your picture in the upper right-hand corner and select “Product Settings” from the drop-down menu.
2. On the Product Settings page, click “Integrations” under “Advanced.”
3. Find HackerEarth under “Available integrations” and click the “Authorize” button.

The Talent Hub Admin authorizes the partner for everyone on the contract. For all users, assessments will be authorized at the “Account Settings” level.

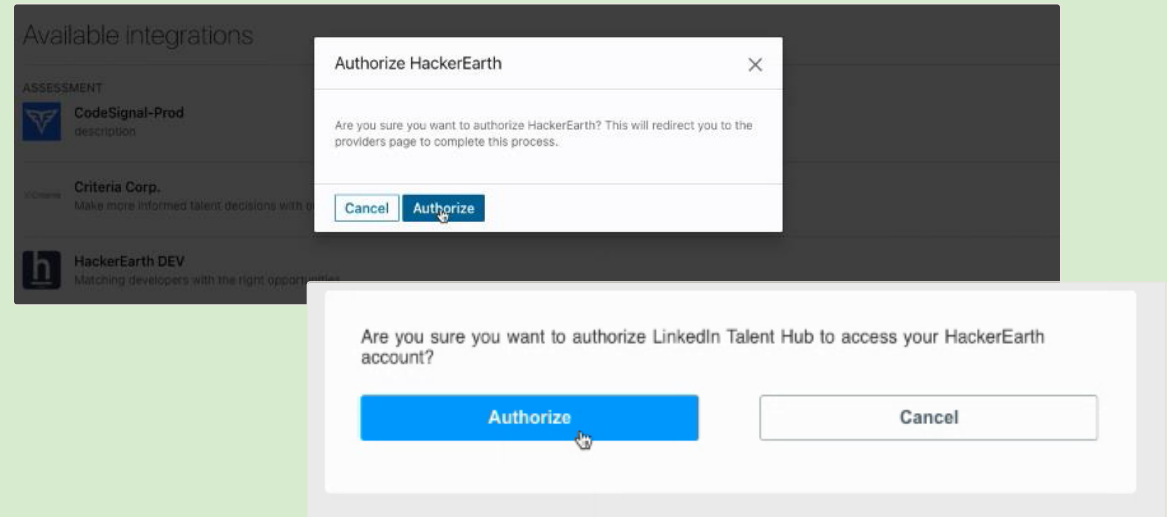


Enable integration

## Complete the process

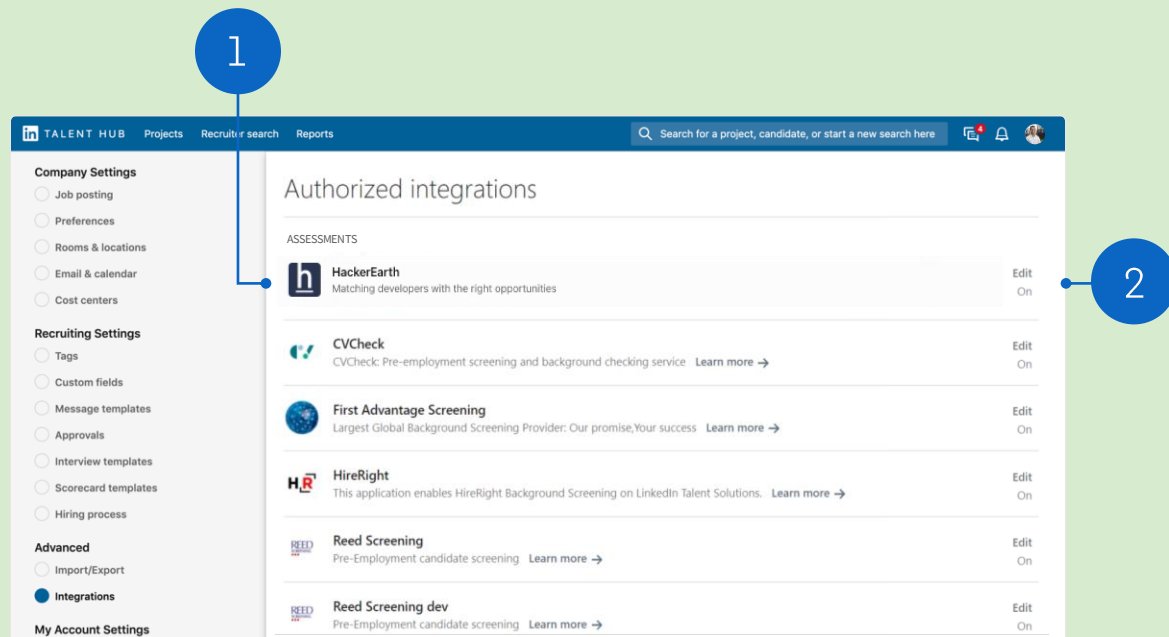
Users will be redirected to HackerEarth's website to complete the authorization process.

Once authorized, users with the right permissions can begin assessments.



## Verify authorization

1. When redirected back to Talent Hub, refresh the page until HackerEarth displays as “On” under “Authorized integrations.”
2. This indicates that integration is now live for all users on the contract.



## Select a candidate

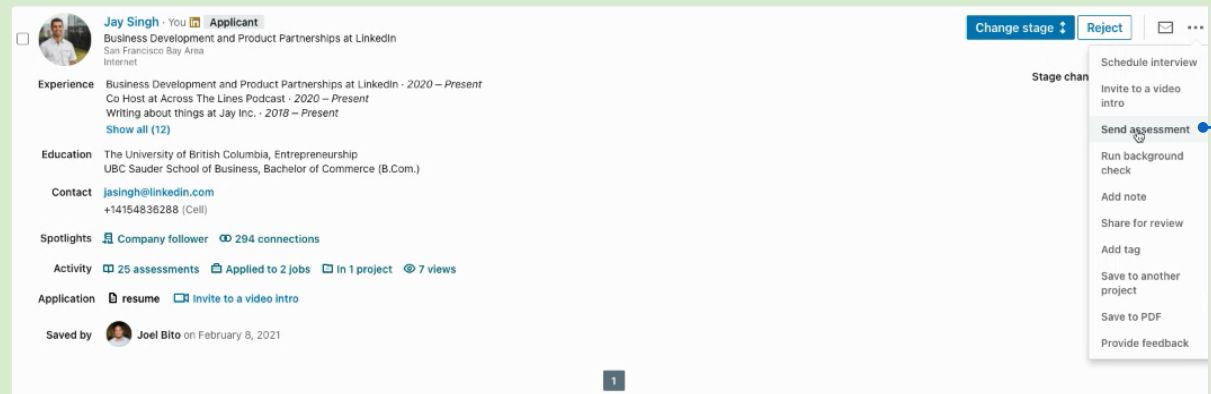
### Locate the action

Once the integration has been enabled, assessments can be initiated through the pipeline in Talent Hub.

1. To initiate a check with a candidate in the pipeline, click on the ellipsis and select “Send assessment.”

The following users will have the ability to do this:

- ✓ Talent Solutions Administrators
- ✓ Users with Project Owner roles
- ✓ Users with Sourcer roles





Initiate the assessment

## Choose assessment package

Select HackerEarth from the drop-down list—it displays the Assessment packages that have already been configured with HackerEarth.

The screenshot displays the LinkedIn Talent Hub interface. On the left, the profile of Jay Singh is shown, including his name, current role as an Applicant, company (Business Development and Product Partnerships at LinkedIn), location (San Francisco Bay Area), and contact information. Below the profile, there are tabs for Profile, Projects (1), Messages (0), Interview & feedback (0), Attachments (1), and More. The 'Most recent activities' section shows two entries: 'Viewed by Jay Singh' and 'Jay Singh sent an assessment'.

On the right, a 'Send assessment' modal is open. It features a dropdown menu for 'Assessment provider' with the following options: DevSkiller Stage, CodeSignal, Criteria-Dev, DevSkiller Stage, HackerEarth (highlighted), Talegent, and TH Assement Testing\_new. The modal also includes a close button (X) in the top right corner.

## Start the assessment

1. If needed, manually enter the candidate's email address by clicking the pencil icon.
2. Click "Send." HackerEarth will send the candidate an email requesting the required information. Once the information has been uploaded, the assessment will begin.

The screenshot shows the 'From Assessment Tester' window. On the left is the profile of Jay Singh, an applicant at LinkedIn. On the right is the 'Send assessment' dialog box. The dialog box contains the following fields:

- Assessment provider:** HackerEarth
- Assessment package:** LinkedIn TalentHub - Test Draft - 1
- Request will be sent to Jay Singh at:** jasingh@linkedin.com (with a pencil icon for editing)
- Powered by:** HackerEarth
- Buttons:** Cancel and Send

Two blue callout circles with numbers are present:

- Circle 1 points to the email address field.
- Circle 2 points to the 'Send' button.

Below the dialog box, the 'Most recent activities' section shows:

- Viewed by Jay Singh (5/27/2021 - 2:38 PM)
- Jay Singh sent an assessment (5/27/2021 - 2:17 PM) - Manual review required

## View status

1. Once an assessment has been initiated, go to the “Profile” tab on the candidate’s profile for updates.
2. You can view the status of the assessment—or its results once it’s been completed.
3. Click “Assessment” to get more details.

All Talent Hub users will be able to view whether an assessment has been initiated on an account.

The screenshot displays the LinkedIn Talent Hub interface. On the left, the profile of Jay Singh is shown, including his name, current role (Business Development and Product Partnerships at LinkedIn), location (San Francisco Bay Area), and contact information. Below the profile, the 'Assessment Tester' tab is selected, showing a list of 'Most recent activities'. The first activity is 'Viewed by Jay Singh' on 5/27/2021 at 2:38 PM. The second activity is 'Jay Singh sent an assessment' on 5/27/2021 at 2:17 PM, with a status of 'Completed assessment'. On the right, the 'Send assessment' dialog box is open, showing the 'Assessment provider' as 'HackerEarth' and the 'Assessment package' as 'LinkedIn TalentHub - Test Draft - 1'. The dialog also indicates that the request will be sent to Jay Singh at jasingh@linkedin.com and is powered by HackerEarth. There are 'Cancel' and 'Send' buttons at the bottom of the dialog.

1. Profile tab

2. Assessment status

3. Assessment details

## Set-up Automated Actions

Automated Actions in Talent Hub helps you save time on common actions by automatically completing tasks such as moving candidates through your pipeline and notifying team members of candidate activity based on rules set in a hiring process.

1. Set-up Automated Actions by configuring the “if then” conditions. We recommend associating the Assessment with a specific pipeline stage
2. Select HackerEarth from the Assessment provider drop-down
3. Once conditions have been selected, select Save

### Create an Automated Action for "Pipeline"

Automated actions can perform tasks for you based on the conditions that you specify, such as moving a candidate to a new stage if they reply to an InMail.

**If \***

Candidate is moved to the pipeline stage(s) ▼

**In the pipeline stage(s) \***

**Screening in progress** ×

Select the pipeline stage(s) to detect the condition in

↓

**Then \***

Send assessment ▼

**Assessment provider**

HackerEarth ▼

Search for a package

**Automated action name \***

Example: "Move saved candidates to new stage"

Remember to name your template!

0/90

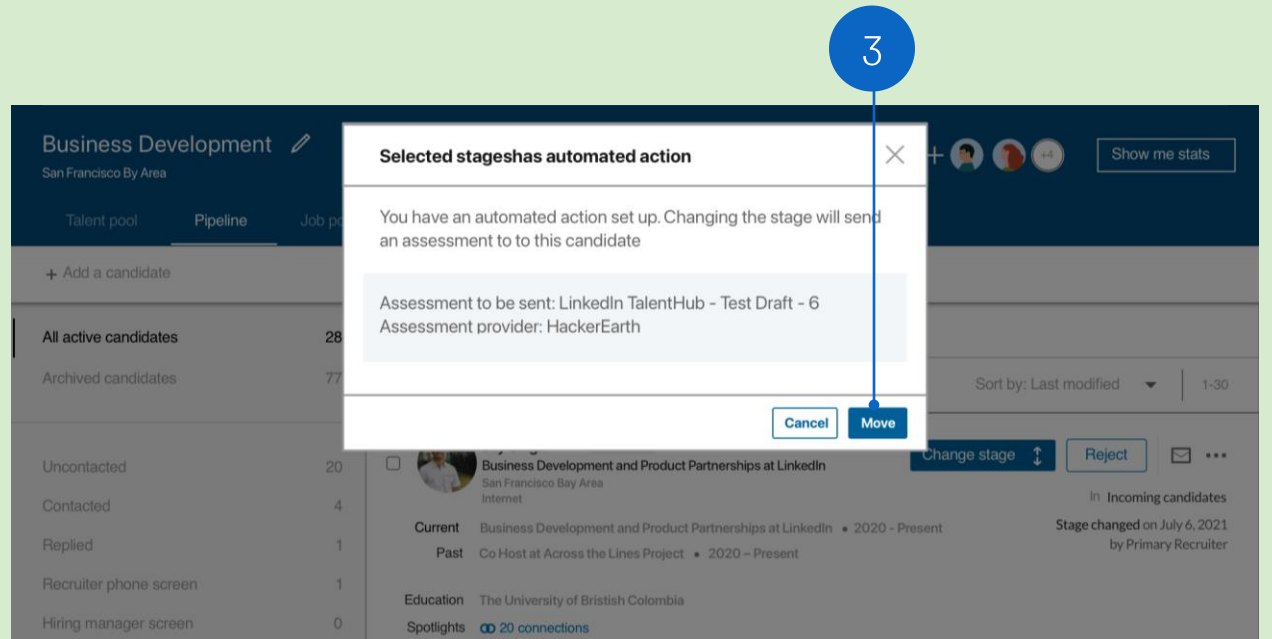
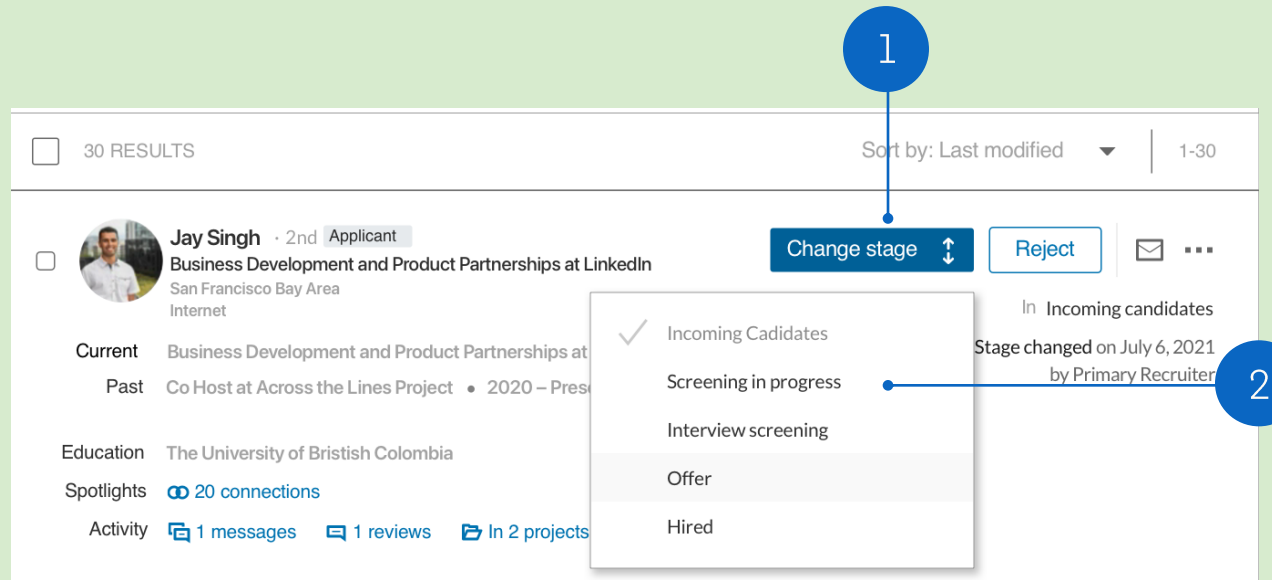
[Cancel](#) [Save & apply action](#)

## Automated Actions

### Send Assessment with Automated Actions

1. Click “Change stage” on the candidates profile
2. Select the stage that you set up an Automated Action for from the drop-down
3. Click “Move” from the pop-up window to confirm the action

Read the [help article](#) for more information on Automated Actions.



# FAQ



## 1. Can existing HackerEarth customers enable the integration from Talent Hub?

Yes, existing HackerEarth customers can enable the integration from Talent Hub from the [product settings page](#).

## 2. How do I sign up for HackerEarth as a new customer?

New customers cannot sign up for HackerEarth through Talent Hub.

Please direct customers to [support@hackerearth.com](mailto:support@hackerearth.com) to activate their enterprise plan. Once their plan is activated, users can enable the integration on Talent Hub.

## 3. What permissions/licenses are required to use HackerEarth?

Only Talent Solutions Administrators or users with Project Owner or Sourcer roles can initiate assessments for candidates. Only Enterprise and Custom licences are able to leverage this integration.

## 4. Does the requestor email have to be the same as the email associated with my HackerEarth account?

No, the requestor's email does not need to be the same as the email associated with their HackerEarth account.

## 5. Are there any fees for enabling the HackerEarth integration?

No, there is no fee required to enable HackerEarth.

## 6. Are there any promotions to enable the HackerEarth integration?

Yes, there is a 14-day free trial to enable HackerEarth.

Please direct customers to [support@hackerearth.com](mailto:support@hackerearth.com) to activate their promotion.

## 7. If I have any issues who can I reach out to?

For additional questions related to this integration please reach out to [ats-platform@hackerearth.com](mailto:ats-platform@hackerearth.com).

## 8. Who can I send assessments to?

Assessments can only be sent through Talent Hub to applicants who are LinkedIn members. We cannot currently integrate assessments for non-applicants or guest apply candidates.

## 9. Can I automatically progress candidates to specific stages once they have completed an assessment?

We do not have the ability to automatically progress candidates to a specific stage once they have completed an assessment.



**10. Do candidates receive an email from Talent Hub once an assessment has been sent or completed?**

No email notifications are sent from Talent Hub when an assessment is complete. Customers will need to set up notifications through their assessment provider.

**11. Can I cancel an assessment from Talent Hub once I've already sent it?**

Currently, assessments can only be canceled by the customer from the provider site.

**12. Where can I find the assessment scores on the candidate profile?**

On the project tab there will be a link to “view” the completed assessment.

# Questions?

We're here to help you master integrations in Talent Hub.

You'll find more answers in the [Help Center](#) — and your LinkedIn Support team is always available for additional support.

Thank you.

