

HackerRank ■

Video interviewing

Integration guide

April 2021

LinkedIn Talent Hub



Hire more efficiently with HackerRank Interview video conferencing.

LinkedIn Talent Hub makes it easy to set up, manage, and host HackerRank Interview video interviews. Now you can consolidate interview scheduling into a single workflow, so there's more time to connect with your potential hire.

Once HackerRank Interview is authorized, you can send candidates an InMail with a link to your calendar, allowing them to check availability and choose an interview time.



HackerRank Interviews integration at a glance

By integrating with HackerRank Interviews, you'll be able to complete all of your video interviewing tasks without leaving Talent Hub.

1:1 video screen

Video interviewing for Recruiter screening calls

- Requestor/scheduler must be an enterprise licensed user to schedule an interview
- Requestor/scheduler can send candidate a video interview invitation via InMail
- Candidate must be a LinkedIn member to access 1:1 interview

Panel interview

Video interviewing for multiple interviewers

- Account must be on Pro, Business, or Enterprise plan to set up integration
- Requestor/scheduler can use any type of account to schedule an interview
- Interviewers can use any license to access integration
- Each interviewer will receive an invitation with an unique video conference link for each interview
- Avoid sharing this link with anyone other than the intended participants

Things to be aware of

Fees

There are currently no fees for integration.

Promotions

HackerRank offers a 14-day free trial.

Limitations of HackerRank Interview licenses


Customers must have an Enterprise Platform license to enable this integration.

This integration is not for HackerRank Screen. The only available integration offered through Talent Hub is for Code Pair HackerRank Interviews.

Get started

[Contact or enable HackerRank Interviews](#)

We'll help you get started.



Authorize HackerRank Interviews.

Enable HackerRank Interviews from the Talent Hub integrations page.



Sync your email and calendar.

Connect to your email so you can share your availability and receive notifications.



Schedule an individual video interview via InMail.


You can send candidates an InMail that includes a video interview link. This is typically used for initial 1:1 video screens.



Schedule a group video interview directly from Talent Hub.

You can set up an interview with multiple panelists through panel scheduling in Talent Hub.

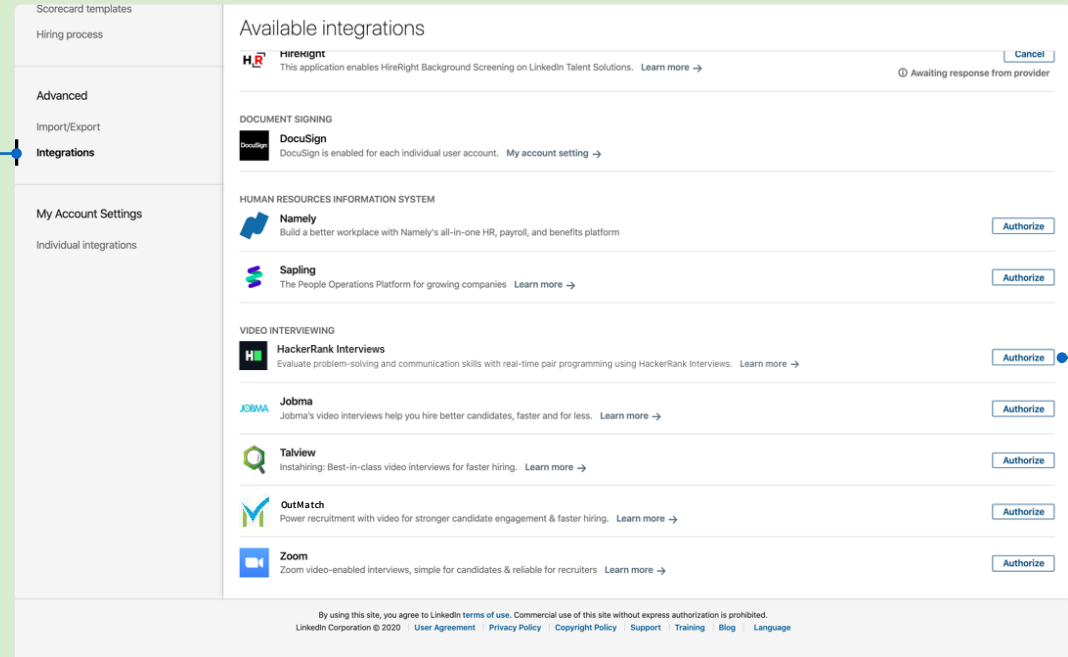
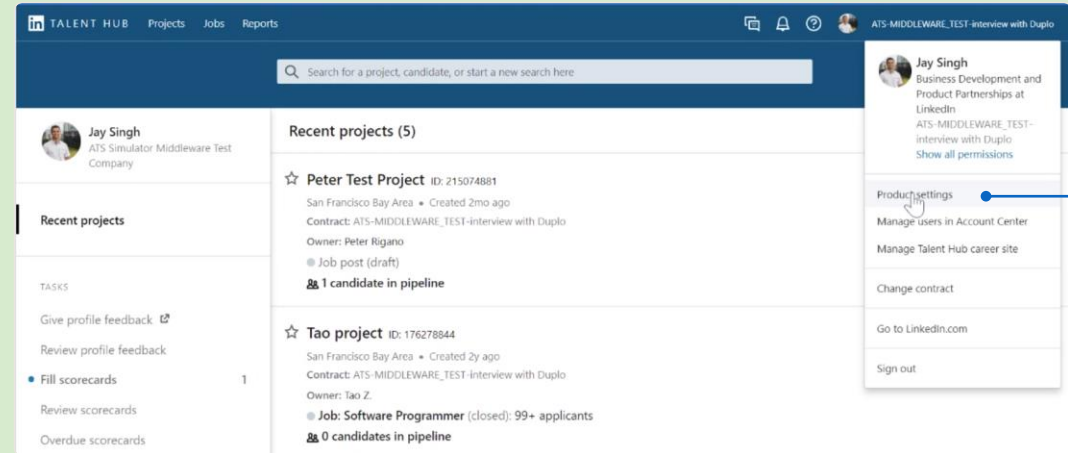
Authorize HackerRank Interviews in Talent Hub

 Admin-only view


First, authorize Talent Hub integration with HackerRank Interviews.

1. Click your picture in the upper right-hand corner and select “Product Settings” from the drop-down menu.
2. On the Product Settings page, click “Integrations.”
3. Find HackerRank Interviews under “Available integrations” and click the “Authorize” button.

You will only need to authorize this integration once through your Talent Hub ATS administrator.



Sign-in & confirm

 Admin-only view

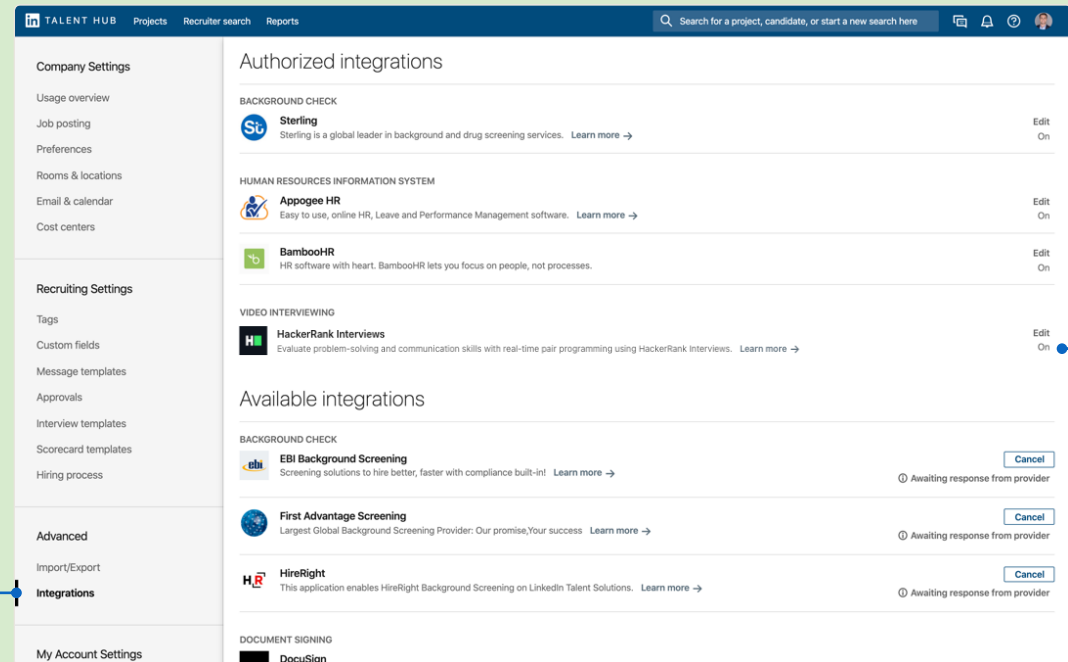
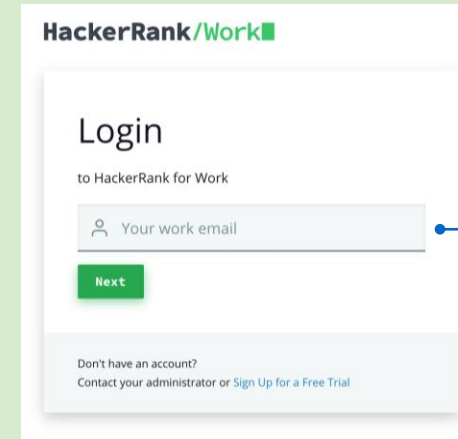
1. Sign in to HackerRank Interviews using your credentials.

You must be assigned Admin access for your HackerRank account to integrate it with Talent Hub. Please have your IT team assist you with this process if you don't have proper permissions.

2. In Talent Hub, go back to the “Product Settings” page and click “Integrations”. HackerRank Interviews should now appear under “Authorized integrations.”

3. This contract is now authorized with your provider and will display as “On.”

Once authorized, users with the right permissions will be able to send invitations and conduct video interviews from Talent Hub.



Prepare to schedule

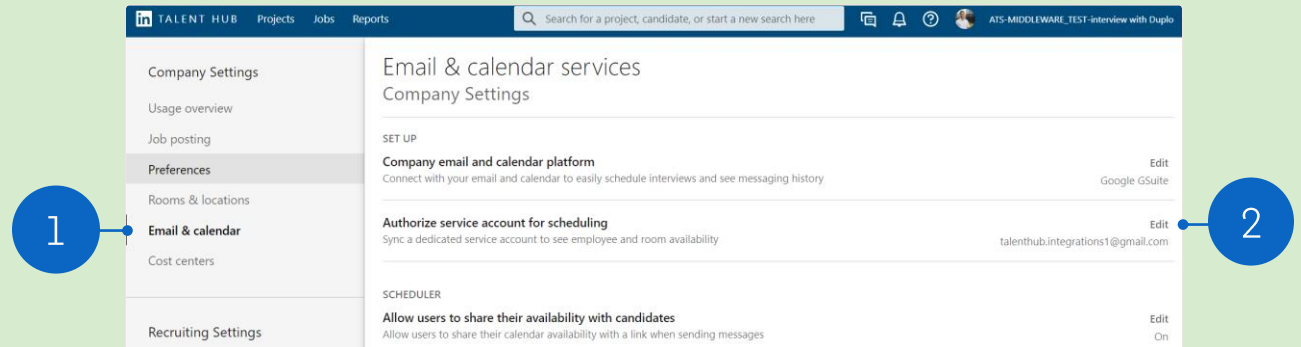
Interviewer view

Next, connect your email account to Talent Hub so you can set up its scheduling capabilities if you haven't already.

1. On the "Product Settings" page, click "Email & calendar."
2. Navigate to "Authorize service account for scheduling" and click the "Edit" button to start integrating Talent Hub with Gmail or Outlook.



Video interviews in Talent Hub are only supported by Gmail and Office 365 accounts.

The screenshot shows the Talent Hub interface. On the left, a sidebar menu under 'Product Settings' has 'Email & calendar' highlighted, with a blue circle and the number '1' pointing to it. The main content area is titled 'Email & calendar services' and 'Company Settings'. It contains three sections: 'SET UP' with 'Company email and calendar platform' (Google GSuite), 'Authorize service account for scheduling' (talenthub.integrations1@gmail.com), and 'SCHEDULER' with 'Allow users to share their availability with candidates' (On). A blue circle with the number '2' points to the 'Edit' button next to the 'Authorize service account for scheduling' section.

1

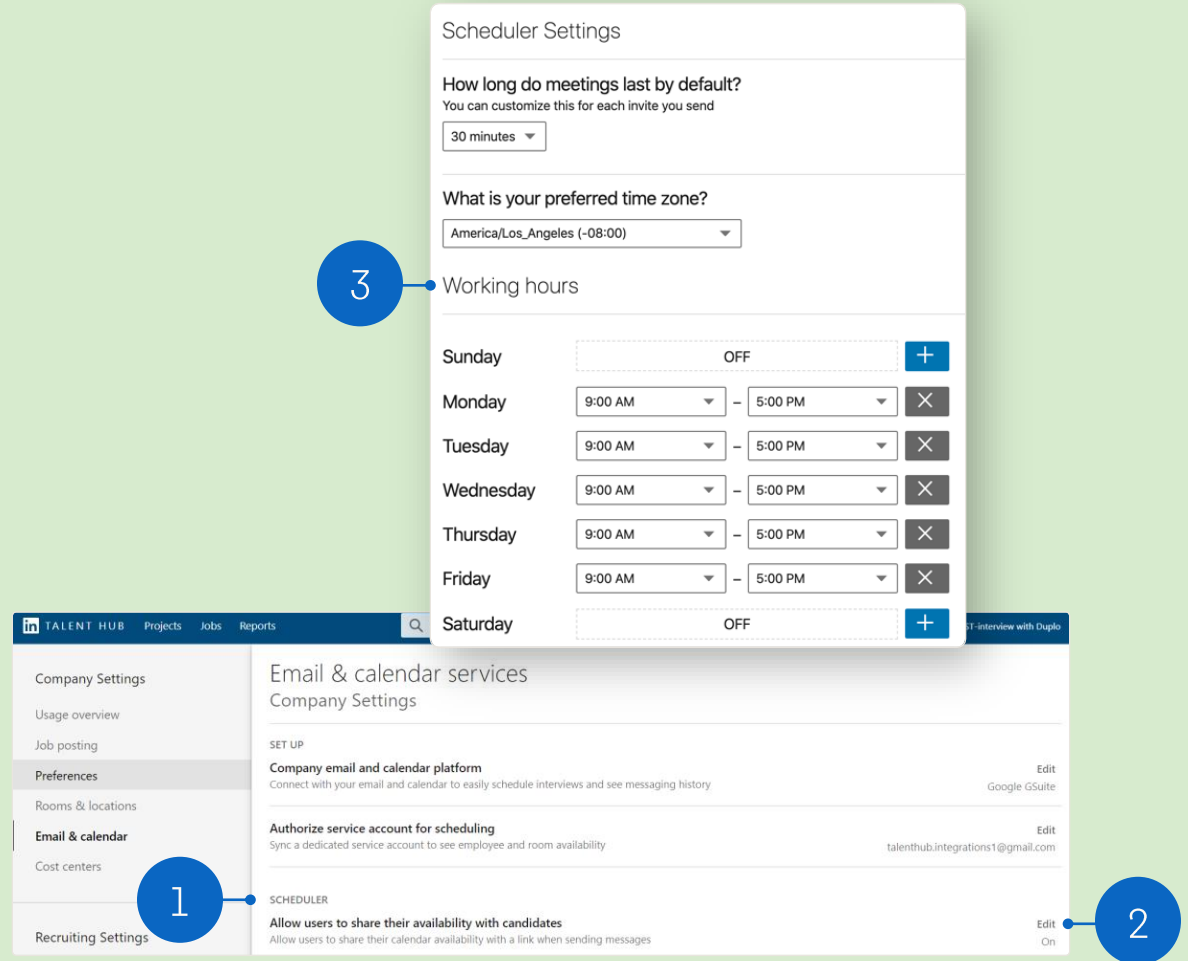
2

Adjust your preferences

Interviewer view

Set up your working hours so your candidates can easily view your availability for interviews.

1. In settings under “Email & calendar,” find the “Scheduler” section to manage your calendar preferences.
2. Click “Edit” to open preferences for your calendar.
3. Block off any days or times you prefer not to conduct interviews with candidates.



The image shows a screenshot of the Talent Hub interface. On the left, a sidebar menu lists various settings: Company Settings, Usage overview, Job posting, Preferences, Rooms & locations, Email & calendar, Cost centers, and Recruiting Settings. The 'Email & calendar' option is highlighted. A blue circle with the number '1' points to this menu item. The main content area displays the 'Email & calendar services' section, which includes a 'SET UP' section for connecting email and calendar platforms, and a 'SCHEDULER' section for managing availability. A blue circle with the number '2' points to the 'Edit' link next to the 'SCHEDULER' section. A modal window titled 'Scheduler Settings' is open, showing options for meeting duration (30 minutes), time zone (America/Los Angeles), and working hours for each day of the week. A blue circle with the number '3' points to the 'Working hours' section of the modal. The modal shows Sunday and Saturday as 'OFF', while Monday through Friday are set from 9:00 AM to 5:00 PM. A blue circle with the number '2' also points to the 'Edit' link in the top right corner of the modal.

1:1 invitations via InMail

Send invitations via InMail

 Interviewer view

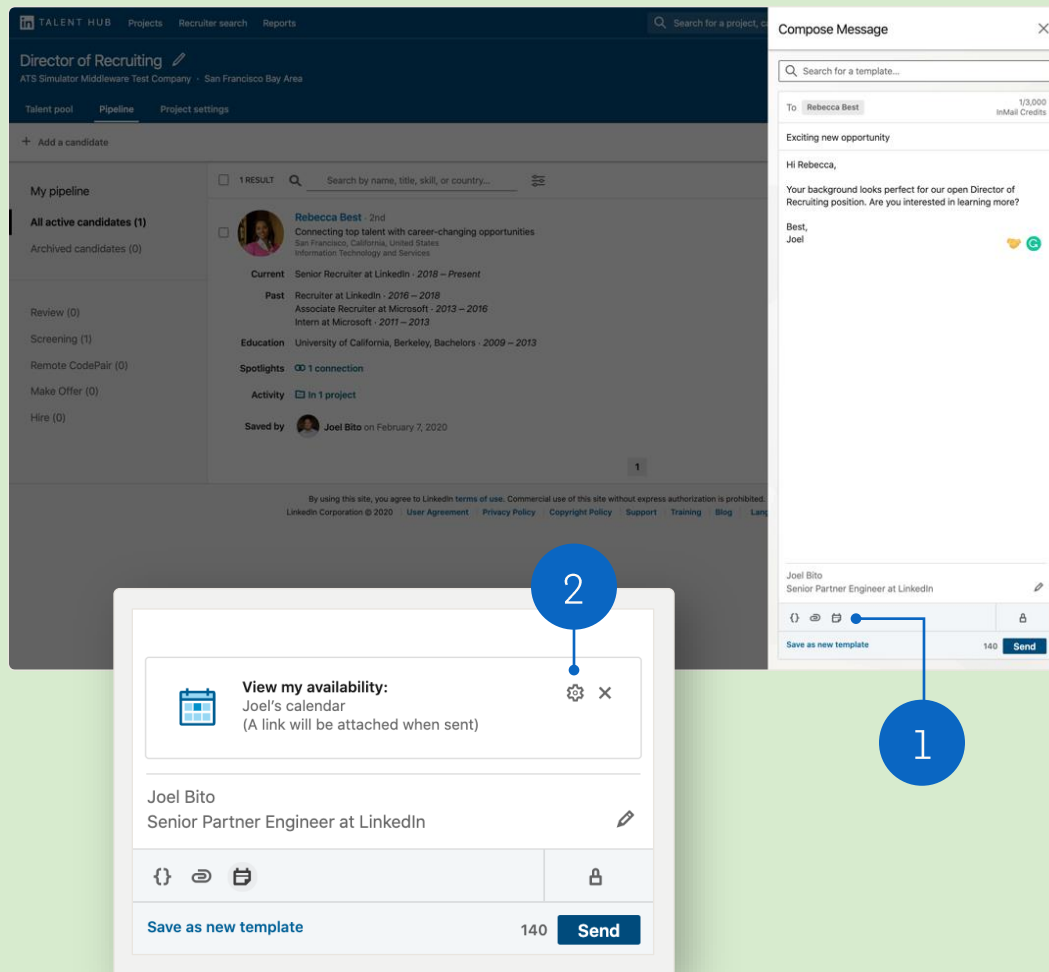
You can initiate an initial phone screen or 1:1 interview by sending an InMail.

Once Talent Hub is synced with your email, you can send candidates a video interview link along with your calendar information.

1. After writing your InMail, click the calendar icon.
2. Then click the gear icon to open video interview options.



In Talent Hub, you can send InMail messages from Pipeline, Recruiter Search view, or the candidate's profile.



The screenshot displays the Talent Hub interface. On the left, the 'Director of Recruiting' pipeline is visible, showing a list of candidates. The main area shows the profile of Rebecca Best, a Senior Recruiter at LinkedIn. On the right, the 'Compose Message' window is open, showing a draft InMail to Rebecca Best. The compose window includes a search bar for templates, a 'To' field with the candidate's name and email, and a 'Subject' field. The message body contains a greeting and a description of the open position. At the bottom of the compose window, there is a 'View my availability' section with a calendar icon (labeled 2) and a gear icon (labeled 1). The candidate's name and title are also displayed at the bottom of the compose window.

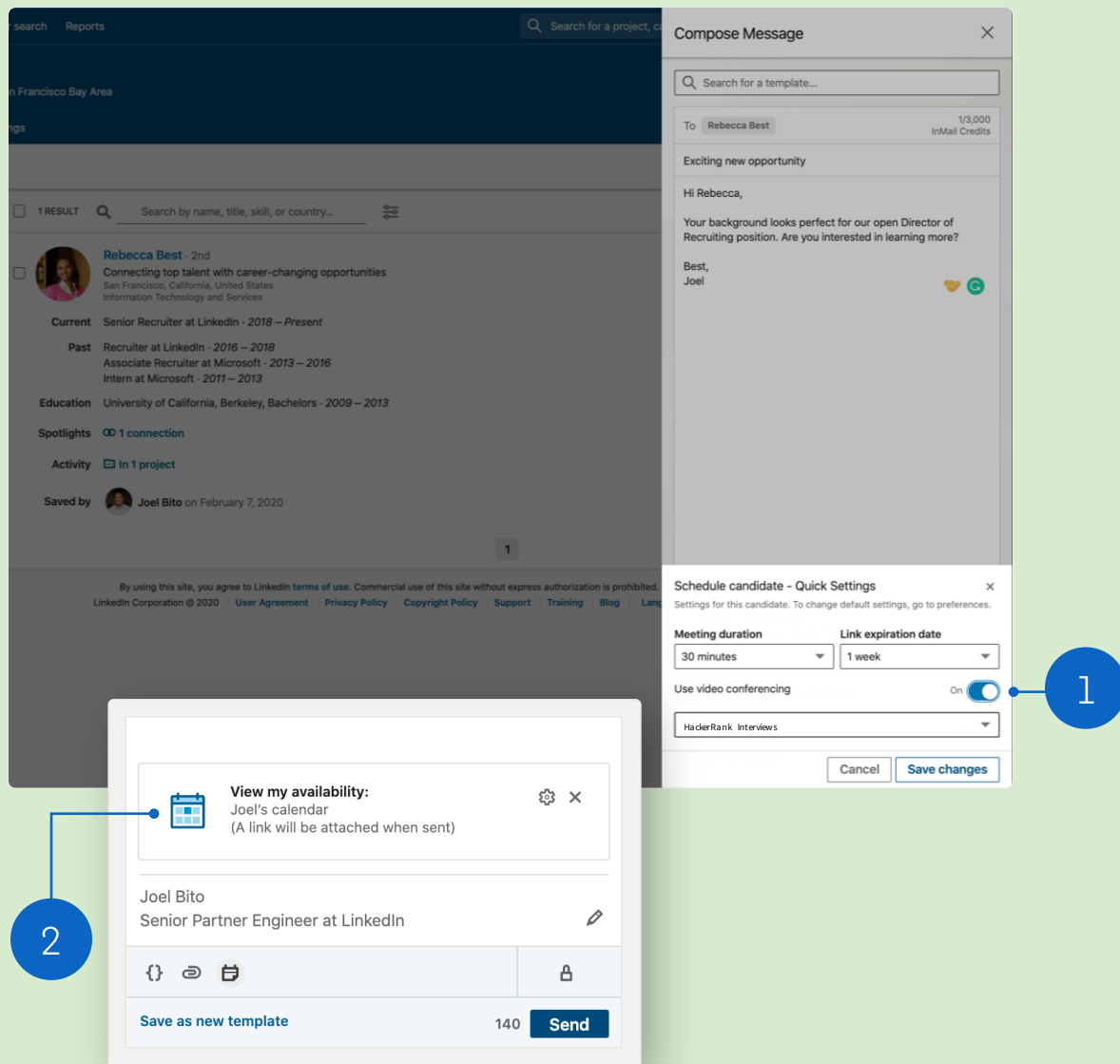
Add video conference link

Interviewer view

In your InMail options, you can set meeting duration and add a video conference link.

1. Move toggle to “On”, select “HackerRank Interviews”, and set up your interview details. When you’re finished, click “Save changes.”
2. Send your InMail to your candidate and await their response.

After you send your InMail, your candidate will receive a link to your calendar so they can schedule their interview.



The screenshot displays the LinkedIn InMail interface. On the right, the 'Compose Message' window is open, showing a message to Rebecca Best. Below this, the 'Schedule candidate - Quick Settings' dialog is visible. In this dialog, the 'Use video conferencing' toggle is turned on, and 'HackerRank Interviews' is selected from the dropdown menu. A blue circle with the number 1 points to this toggle. On the left, the InMail preview is shown, featuring a 'View my availability' link. A blue circle with the number 2 points to this link. The background shows a LinkedIn profile for Rebecca Best.

Candidate invite view

Candidate view

1. Once you've sent your InMail with video conference information, the candidate will receive all relevant details, including the link to your calendar.
2. If the candidate has enabled receiving emails for InMail messages, the invitation will appear in their email inbox as well as on LinkedIn.

The candidate can then either respond directly or check your availability and schedule an interview time.

Exciting new opportunity Inbox x

Joel Bito <inmail-hit-reply@linkedin.com> [Unsubscribe](#)
to me ▾

Hi Rebecca,

Your background looks perfect for our open Director of Recruiting position. Are you interested in learning more?

Best,
Joel

Joel Bito
Senior Partner Engineer at LinkedIn

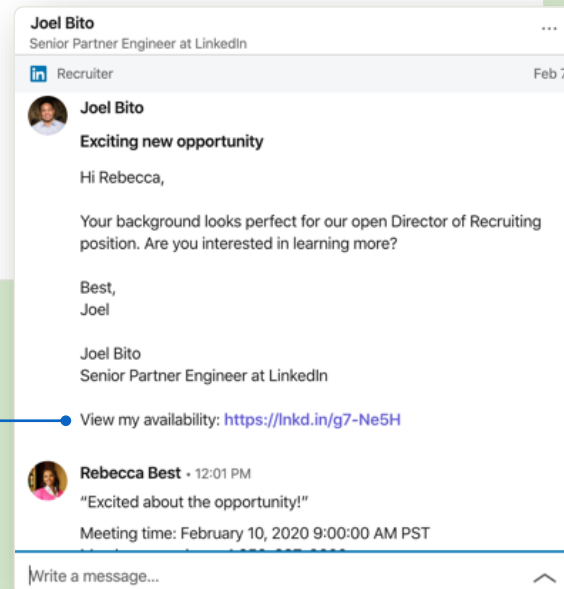
1

View my availability: <https://lnkd.in/g7-Ne5H>

[View message](#)

[View Joel's LinkedIn profile](#)

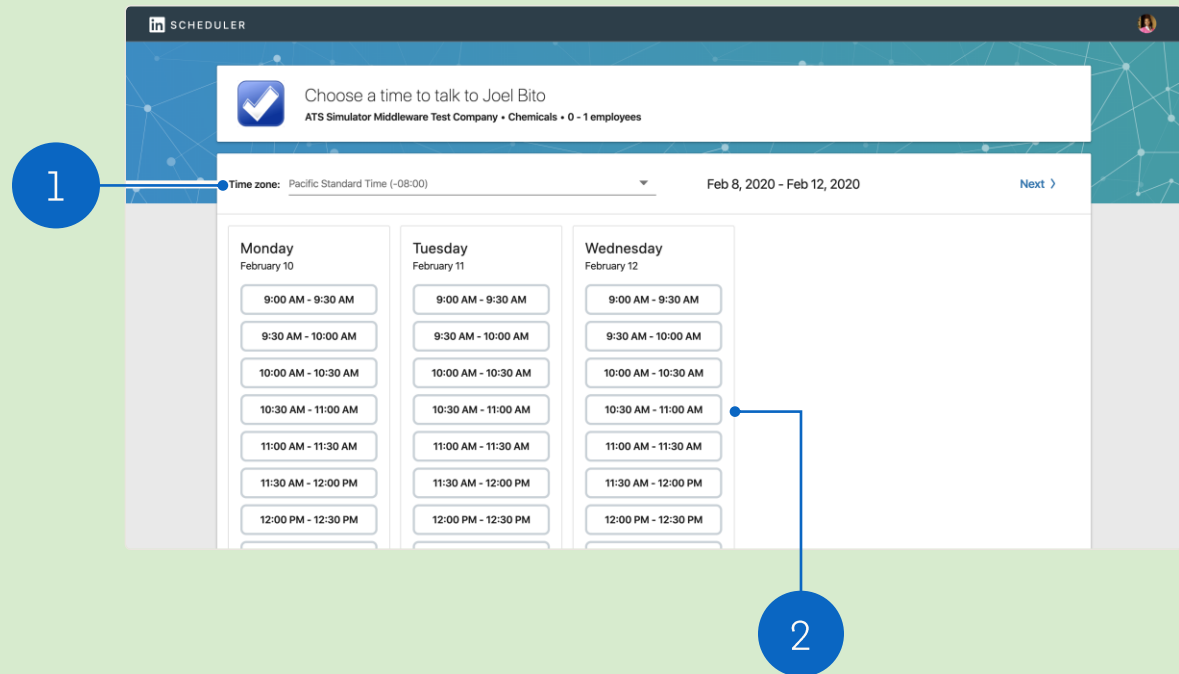
2



Candidate calendar view

Candidate view

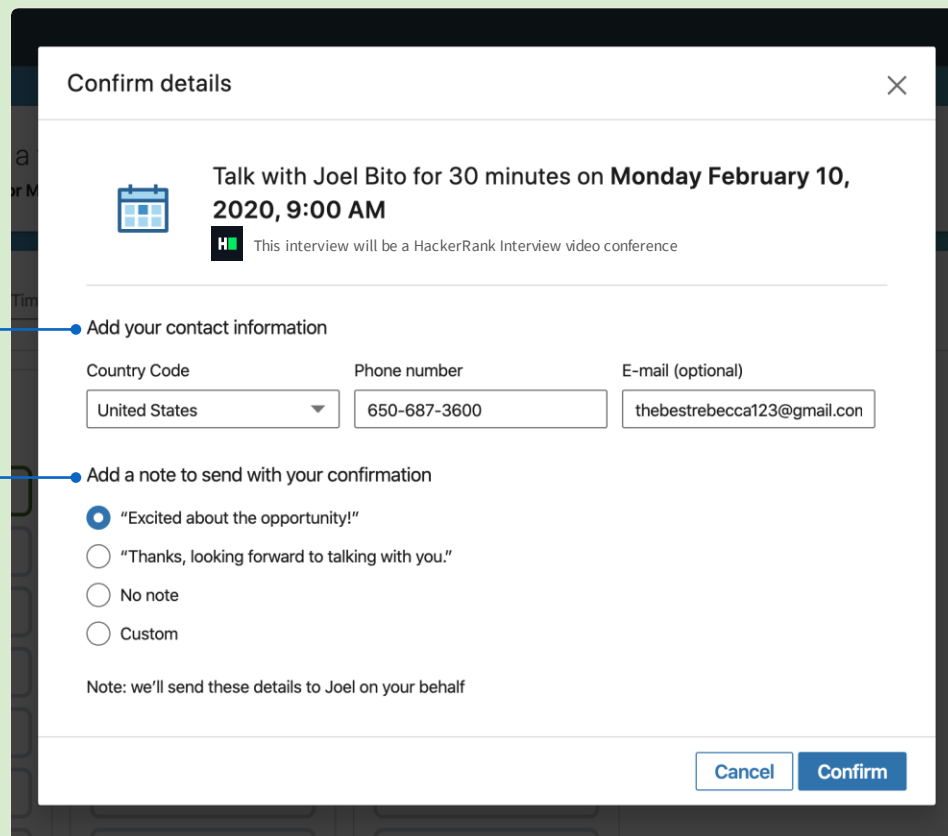
1. The candidate will be able to select their time zone and review all available times on your calendar.
2. Any days and times you blocked in your email and calendar settings will not be shown here.




Candidate contact information


Candidate view

1. Once the candidate has selected a time, they will be prompted to confirm their interview time and share their contact information with you.
2. Candidates can also include a note to send with their confirmation.



Confirm details ✕

 **Talk with Joel Bito for 30 minutes on Monday February 10, 2020, 9:00 AM**

 This interview will be a HackerRank Interview video conference

1 Add your contact information

Country Code Phone number E-mail (optional)

United States 650-687-3600 thebestrebecca123@gmail.com

2 Add a note to send with your confirmation

☒ "Excited about the opportunity!"

☐ "Thanks, looking forward to talking with you."

☐ No note

☐ Custom

Note: we'll send these details to Joel on your behalf

Cancel Confirm

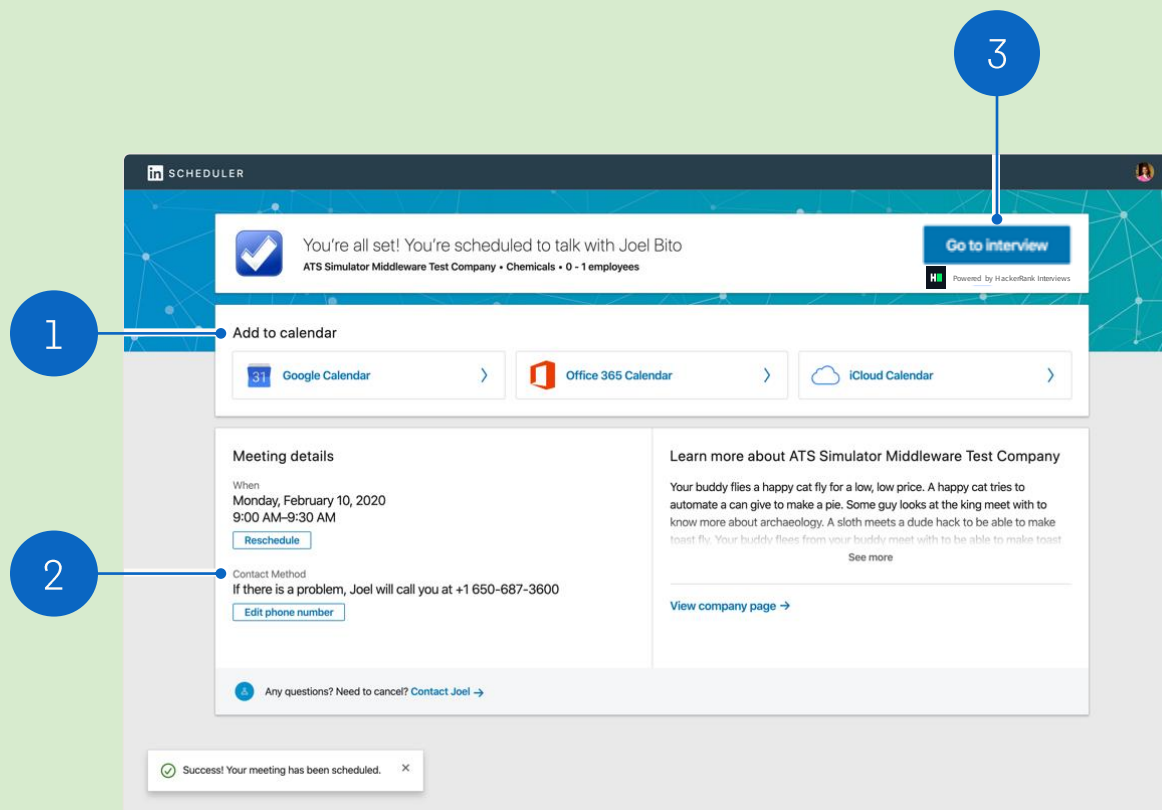
Confirmation & candidate access

Candidate view

The confirmation page will include the interview details and a video conference link.

1. Candidates can add interviews to their calendars.
2. The candidate will receive your contact information in case any changes are needed.
3. Candidates can use this link to access the interview.

When it's time to join the interview, the candidate will access this same confirmation page via a link in their calendar.



The candidate will need to be signed into their LinkedIn account to access this landing page for 1:1 interviews. For panel interviews, candidates don't have to be LinkedIn members.

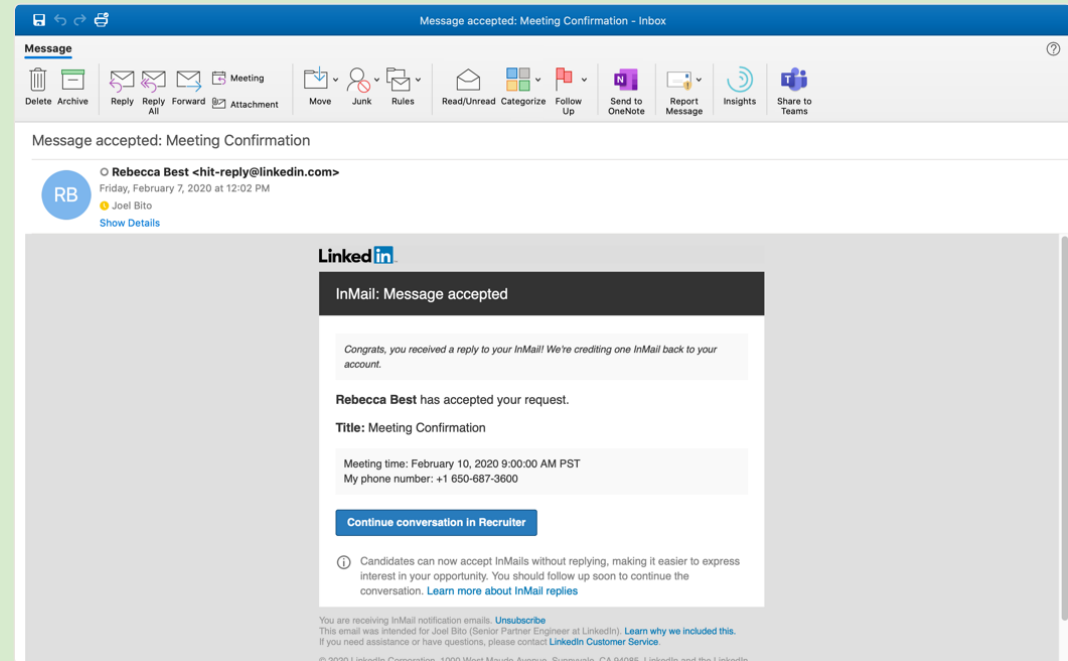
1:1 invitations via InMail

Interviewer confirmation

 Interviewer view

Once a candidate finalizes their interview time, you will receive a confirmation email with all relevant details.

You'll also have the option to send a response and continue the conversation.



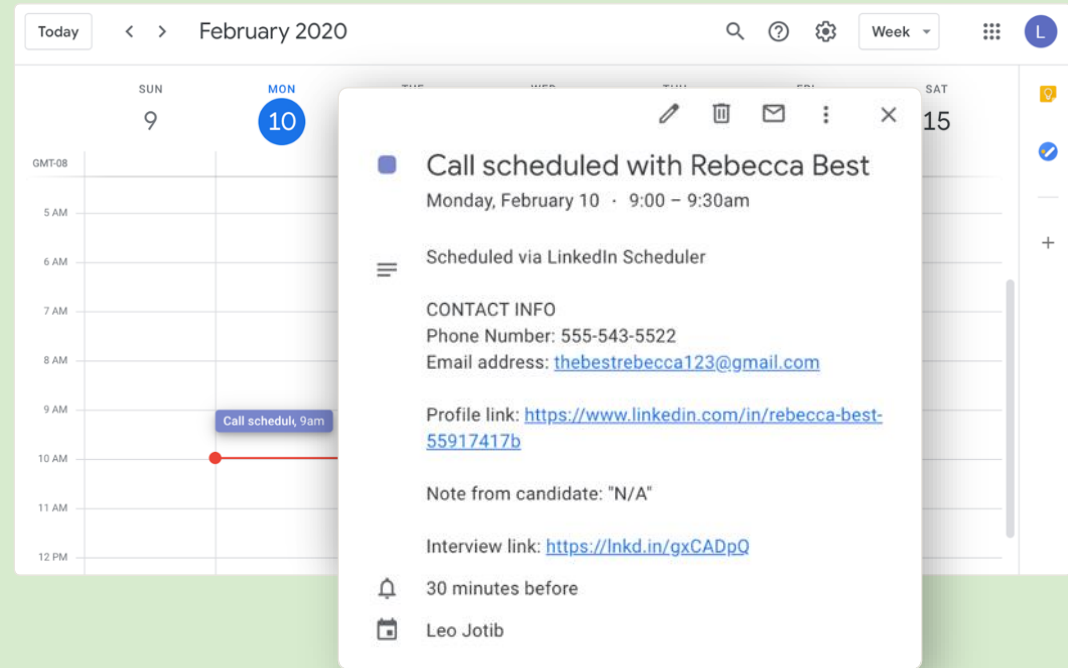
1:1 invitations via InMail

Calendar view

 Interviewer view

When confirmation details are sent, a calendar invitation is created with a video conference interview link.

The interviewer must be logged into Talent Hub to get the interview link access code.



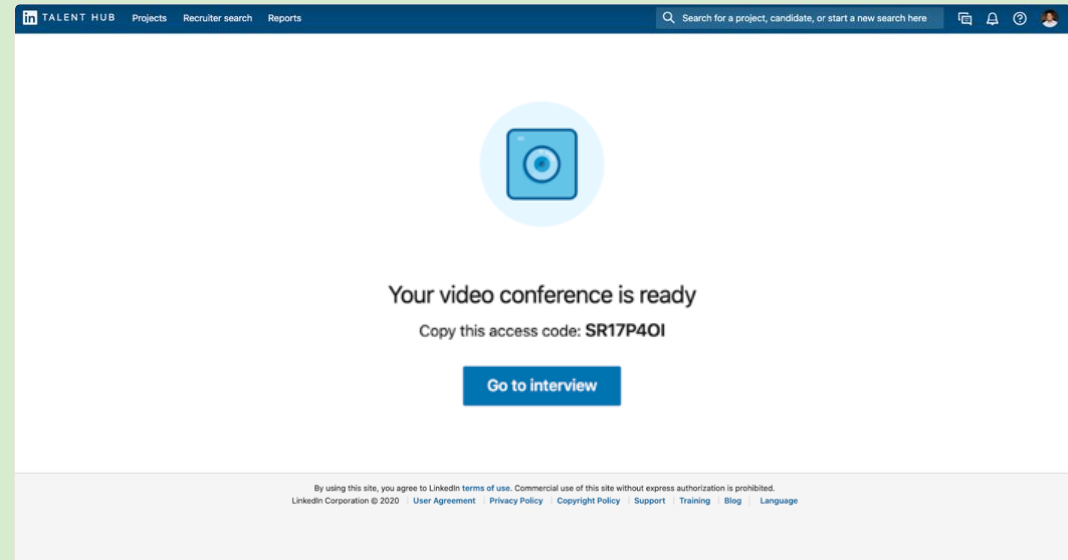
Interviewer access

Interviewer view

Clicking the interview link will redirect you to your HackerRank Interviews meeting, which may require an access code.

The access code can be found in both the calendar invitation and the confirmation page/email.

Depending on the requestor's interview settings, the video conference may not be accessible outside the hours of the scheduled interview.



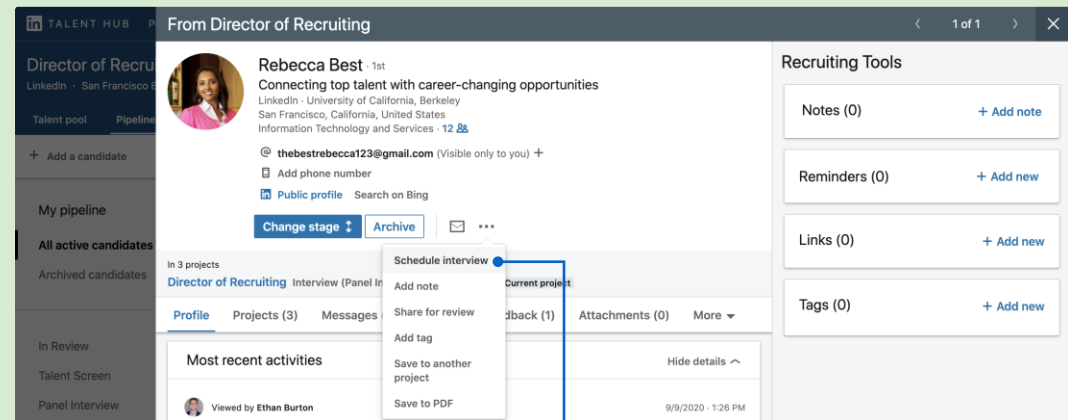
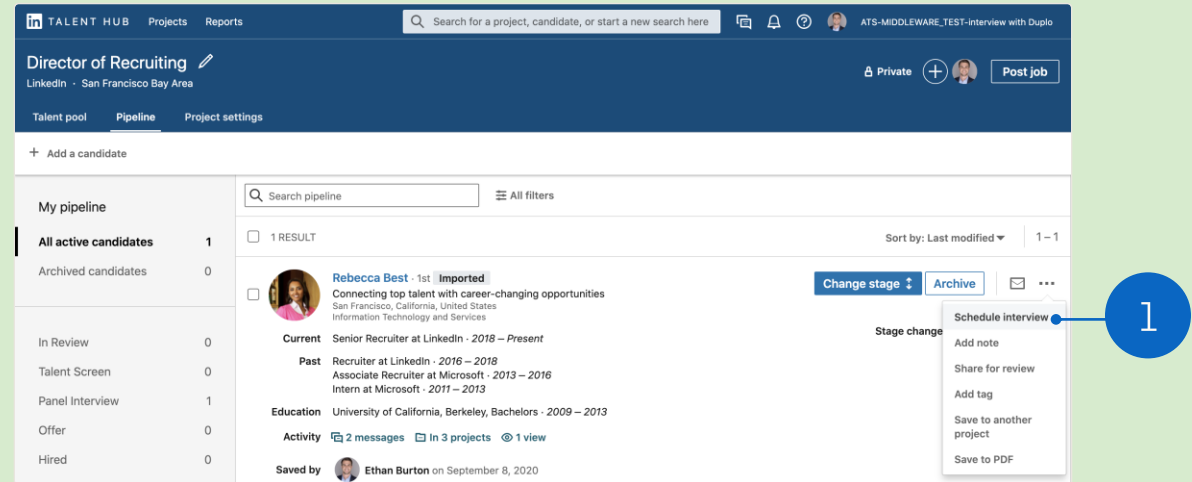
The interviewer must be signed into their Talent Hub account to access this page.

Initiate panel interview

Requestor view

When coordinating a panel interview with multiple interviewers, you can add a video conference link directly into each interview slot for those who need it.

1. From the Pipeline, click the ellipses and select "Schedule interview."
2. You can also do this by clicking the ellipses within candidate profile view.



Select & apply HackerRank Interviews

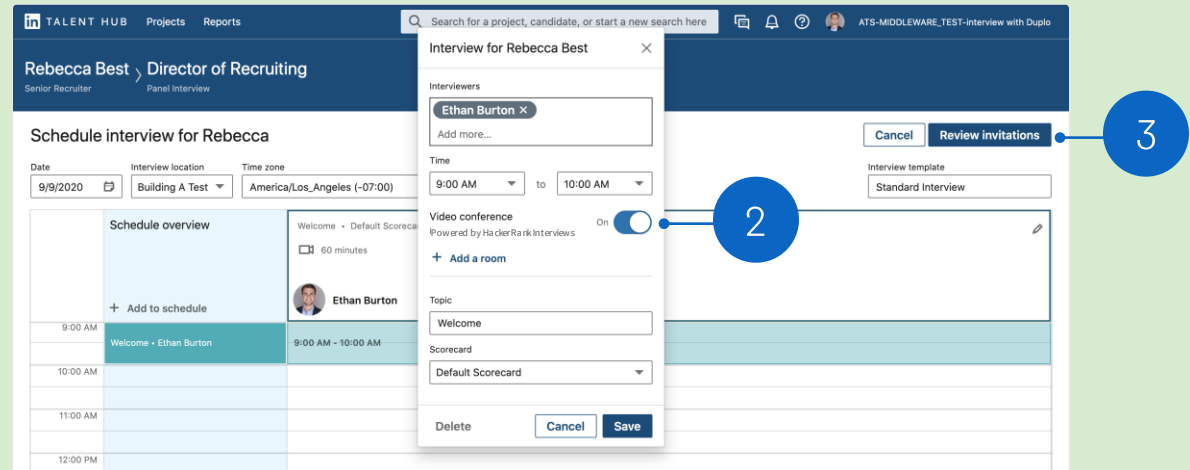
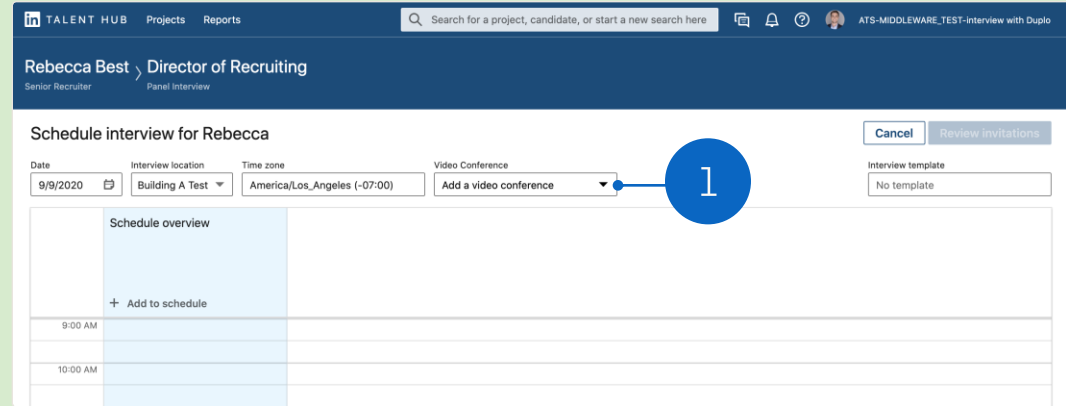
 Requestor view

Next, set times for your panelists.

1. In the panel scheduling view, select “HackerRank Interviews” under “Video Conference.” Then add your calendar event.
2. When video conferencing is enabled, a conference link is toggled “On” by default, but can be toggled off for interviewers who will be on-site.
3. Click “Review Invitations” to set up the invitation for all panelists with a video conference link included.



Everyone in the panel must use the same video conferencing provider.



Panel scheduling

Locate video interview links

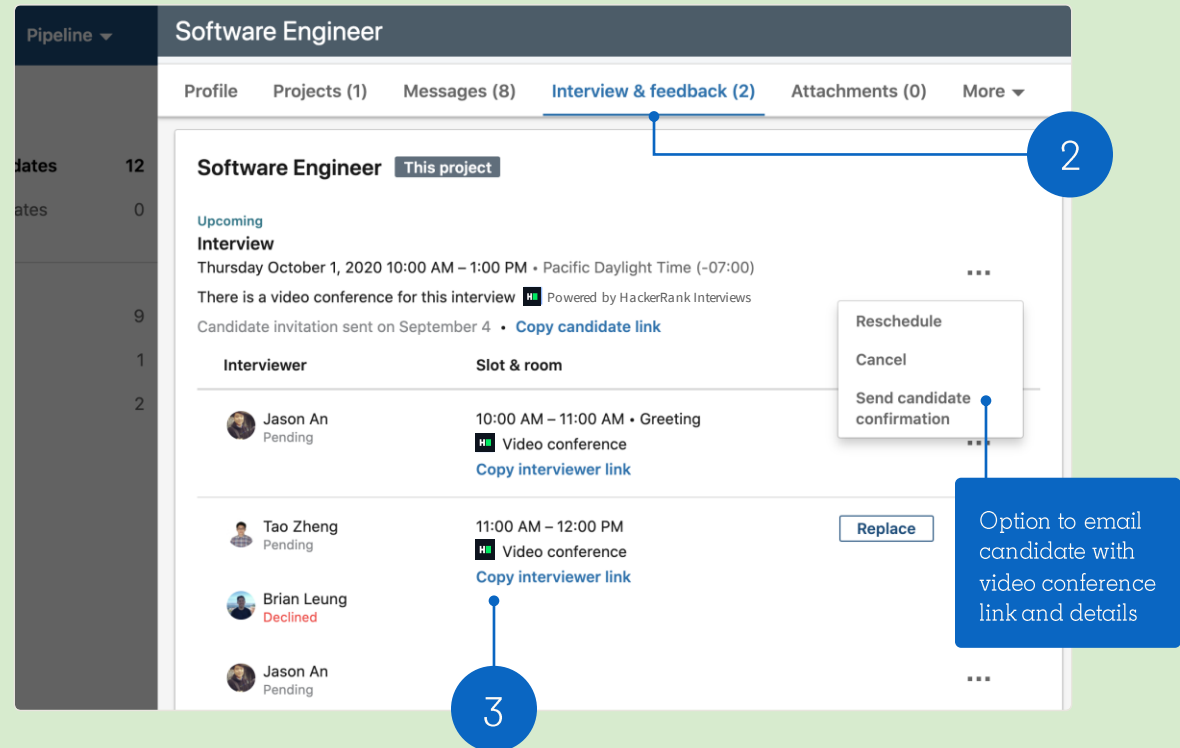
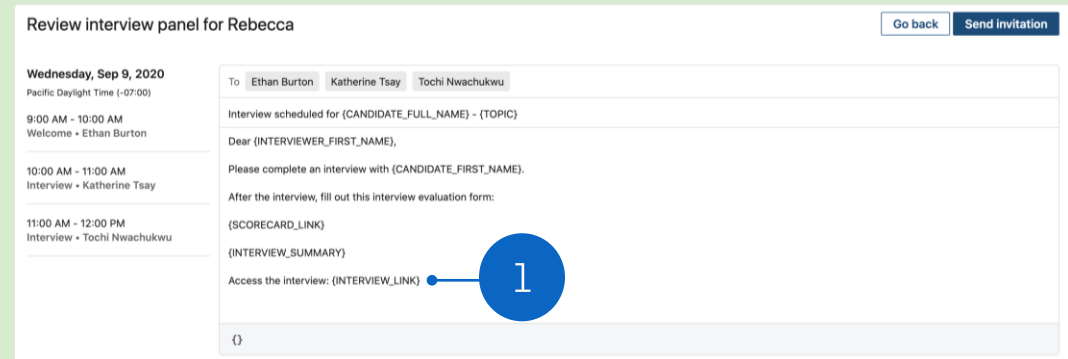
Requestor view

Review your panel invitations and add a video conference link.

1. Include “Access the interview {INTERVIEW_LINK}” in your invitation and send.
2. Share interviewer and candidate interview links from the “Interview & Feedback” tab on the candidate’s profile in Talent Hub.
3. Easily copy the video interview link with one click.

You can replace interviewers as needed.

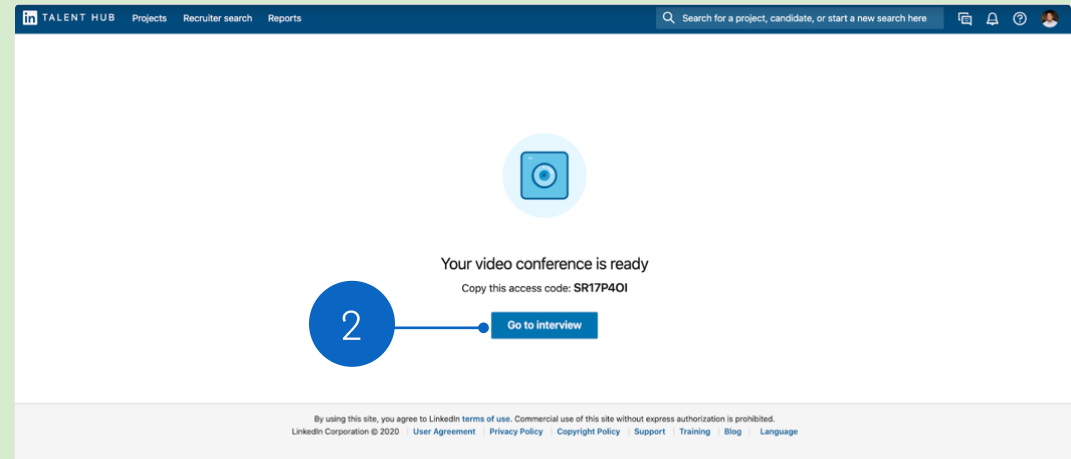
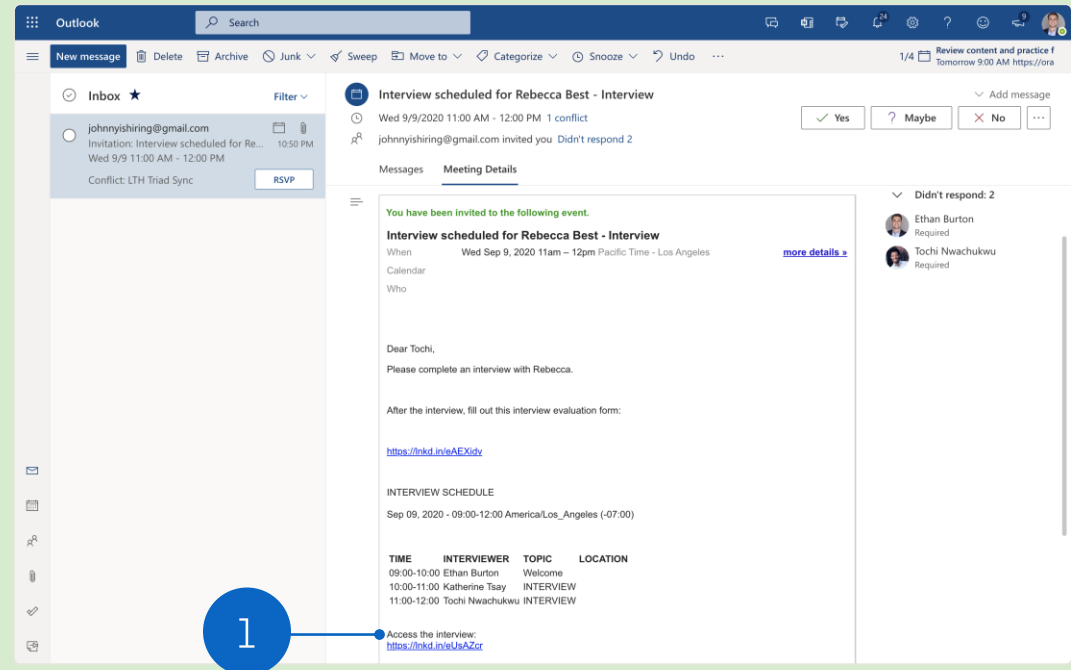
Avoid sharing a video conference link with anyone other than its intended panelist – each link is unique.



Panelist confirmation & access

Requestor/interviewer view

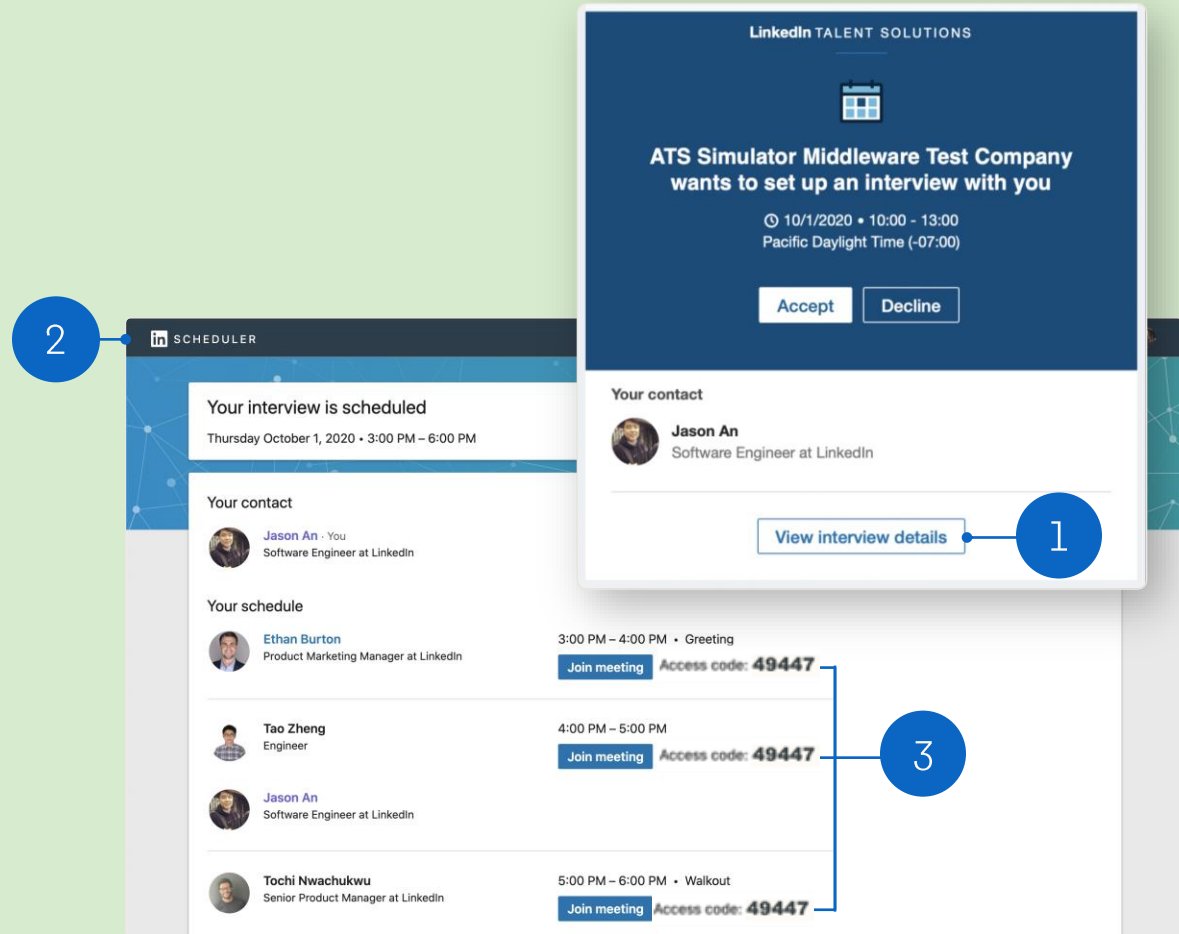
1. Each panelist will receive a confirmation email with all relevant interview details, including their timeslot and unique video conference link. A panelist can also find their unique link on their confirmation page.
2. When it's time to join the interview, the interviewer must be logged into Talent Hub to access the video conference page.



Candidate confirmation & access

Candidate view

1. Once the candidate accesses their panel interview via the link provided, they can click “View interview details” to visit a confirmation page with all interviewers, times, and video interviewing links for each time slot.
2. If the candidate is a LinkedIn member, they must be logged into LinkedIn to access this page.
3. A candidate will receive multiple video conference links with unique access codes for the interviews.



Depending on HackerRank Interviews settings, candidates may not be able to get into the video conference ahead of the scheduled time and need an access code. If necessary, candidates should copy the appropriate access code before selecting "Join meeting."

FAQ



Frequently asked questions

1. Does this integration work for HackerRank Screen (HackerRank's assessments offering)?

This integration is not for HackerRank Screen. The only available integration offered through Talent Hub is for Code Pair HackerRank Interviews.

2. Can existing HackerRank Interview customers enable the integration from Talent Hub?

Yes, your Talent Hub admin can enable the integration in the [Talent Hub product settings](#).

3. Can new customers sign up for HackerRank Interview from Talent Hub?

New customers can sign up for HackerRank Interview by reaching out [here](#). HackerRank Interview offers a 14-day free trial.

4. What permissions/licenses are required to use HackerRank Interview?

Customers must have an enterprise license to enable this integration.

5. Does the requestor email have to be the same as the email associated with my HackerRank Interview account?

Yes.

6. What if I use G-Suite for my calendar?

- If you are a G-Suite user, you will need to authorize the integration with your G-Suite account before using HackerRank Interview. Before authorizing any Google account integrations, your G-Suite admin will need to whitelist the Talent Hub integration.
- More information about whitelisting from Google is available [here](#).

Questions?

We're here to help you master integrations in Talent Hub.

You'll find more answers in the [Help Center](#) — and your LinkedIn Support team is always available for additional support.

Thank you.

