

veremark.

Background and reference checks

Integration guide

March 2021

LinkedIn Talent Hub




Save time with checks from Veremark.

Now you don't have to leave LinkedIn Talent Hub to start the candidate verification process. When you integrate with Veremark, you can run background and reference checks right from your Talent Hub profile.

The process begins with an email from Veremark to the candidate, prompting them to upload the information you need to run the check. You can easily view the status of background and reference checks from the candidate's profile in Talent Hub. Then you'll receive a direct link to Veremark's site for more information and action items.

Talent Hub Integrations

Talent Hub is the only applicant tracking system (ATS) that allows you to source, manage, and hire on a single platform. Third-party integrations make the process even easier, consolidating your workflow and giving you more time to focus on building winning teams.



Veremark integration at a glance

By integrating with a candidate verification partner, you'll be able to initiate background and reference checks without leaving Talent Hub.

Save time by starting the check within Talent Hub.

When you connect a candidate verification provider, you don't have to leave Talent Hub to get your checks going.

Connect with your candidates more quickly.

Email your candidate directly from Talent Hub, prompting them to upload the information you need to run a background or reference check.

Get all of your updates in one place.

Easily view the status of background and reference checks from the candidate's profile in Talent Hub. You'll also receive a direct link to the provider's site for more information and action items.

Things to be aware of

New and existing customers

Existing Veremark customers can enable this integration within Talent Hub. New customers will need to [reach out to Veremark](#) to sign up first.

Email addresses

The email address you use for Talent Hub has to be the same as the email address associated with your Veremark account.

Limitations of permissions

Only Talent Solutions Administrators or users with Project Owner or Sourcer roles can initiate reference checks for candidates.

Get started

[Contact or enable Veremark](#)

We'll help you get started.



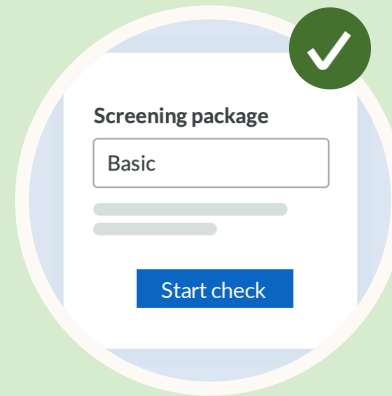
Enable Veremark.

You can do this from the Talent Hub integrations page.



Select a candidate.

To start, navigate to pipeline review or a candidate's profile.



Initiate the check.

Select screening packages and initiate the background check.



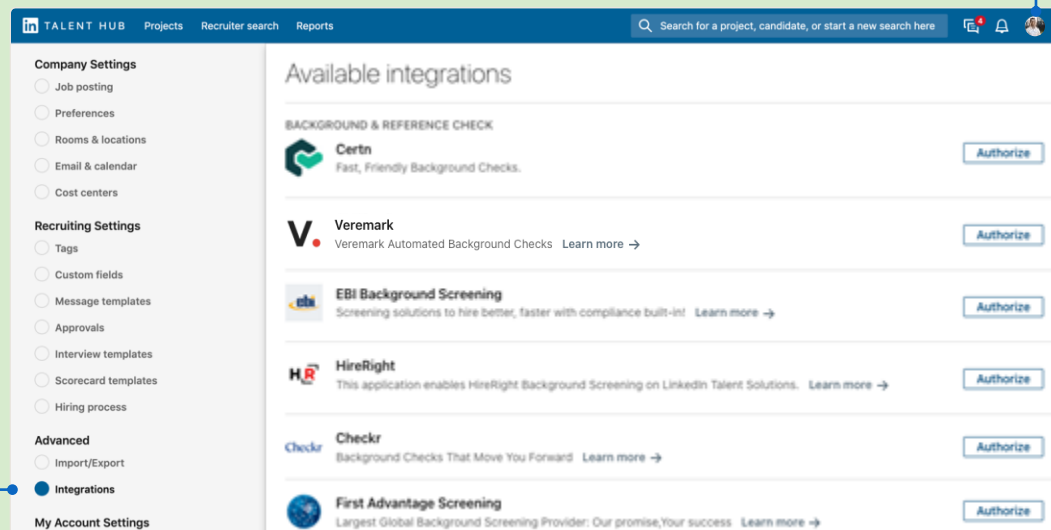
Track progress.

Verify if the check has been completed and get more details.

Find Veremark in Talent Hub

1. Click your picture in the upper right-hand corner and select “Product Settings” from the drop-down menu.
2. On the Product Settings page, click “Integrations” under “Advanced.”
3. Find Veremark under “Available integrations” and click the “Authorize” button.

The Talent Hub Admin authorizes Veremark for everyone on the contract. For all users, background checks will be authorized at the “Account Settings” level.

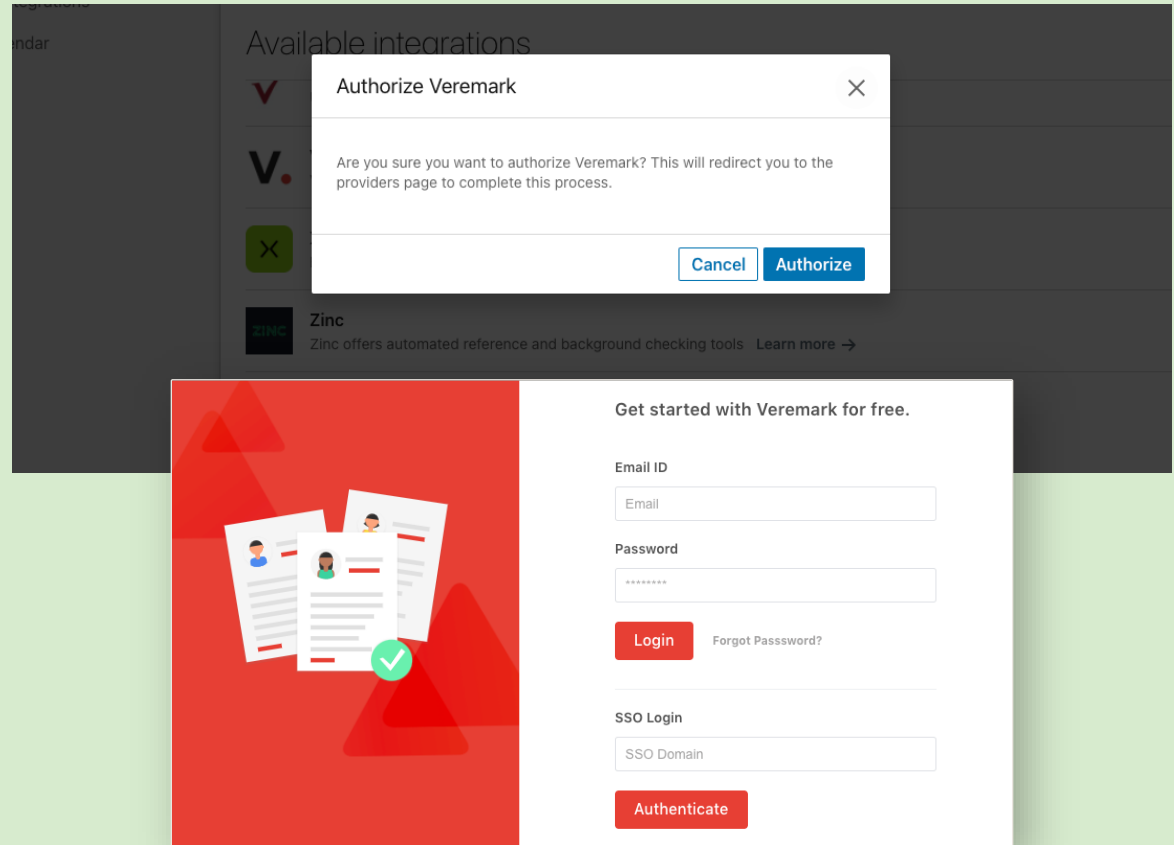


Enable integration

Complete the process

Users will be redirected to Veremark's website to complete the authorization process.

Once authorized, users with the right permissions can begin screening candidates with a background or reference check.



Verify authorization

1. When redirected back to Talent Hub, refresh the page until Veremark displays as “On” under “Authorized integrations.”
2. This indicates that integration is now live for all users on the contract.

The screenshot shows the LinkedIn Talent Hub interface. The left sidebar contains a menu with categories: Company Settings, Recruiting Settings, Advanced, and My Account Settings. The 'Integrations' option under 'Advanced' is highlighted with a blue circle labeled '1'. The main content area is titled 'Authorized integrations' and lists several background check providers. The 'Veremark' entry is highlighted with a blue circle labeled '2'. The 'Veremark' entry shows a status of 'On' and includes a 'Learn more' link. Other entries include Checkr, First Advantage Screening, HireRight, Reed Screening, and Reed Screening dev.

Integration	Status
Checkr	On
Veremark	On
First Advantage Screening	On
HireRight	On
Reed Screening	On
Reed Screening dev	On

Select a candidate

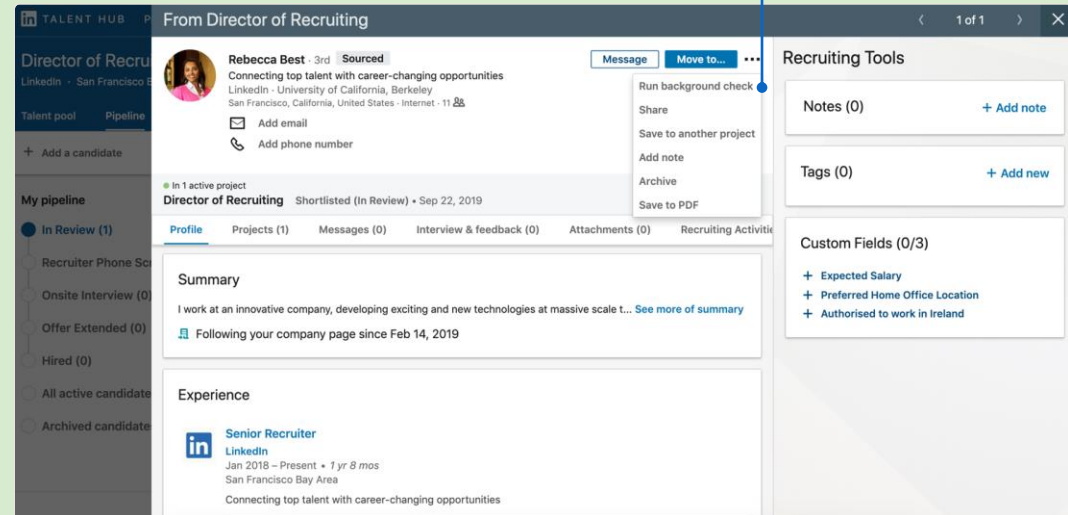
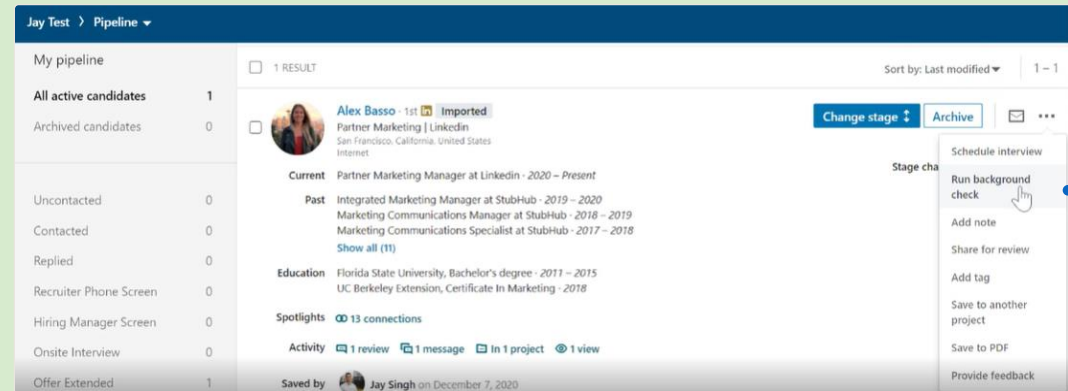
Locate the action

Once the integration has been enabled, background and reference checks can be initiated through the pipeline in Talent Hub.

1. To initiate a check with a candidate in the pipeline, click on the ellipsis and select "Run background check."
2. Or run a check directly from any candidate's Talent Hub profile.

The following users will have the ability to do this:

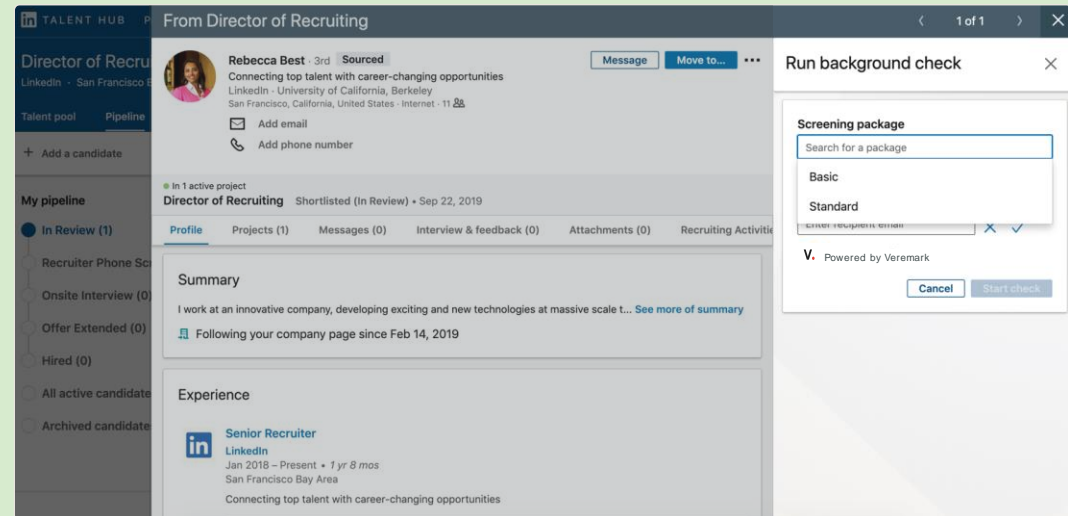
- ✓ Talent Solutions Administrators
- ✓ Users with Project Owner roles
- ✓ Users with Sourcer roles



Initiate the check

Choose screening package

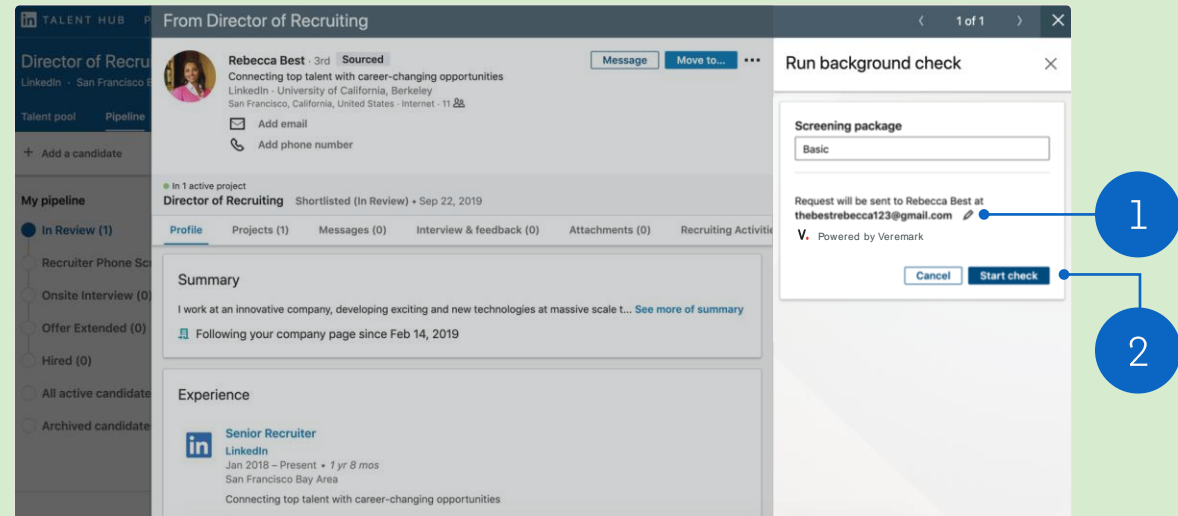
Select a screening package from the drop-down list—it displays packages that have already been configured with Veremark.



Initiate the check

Start check

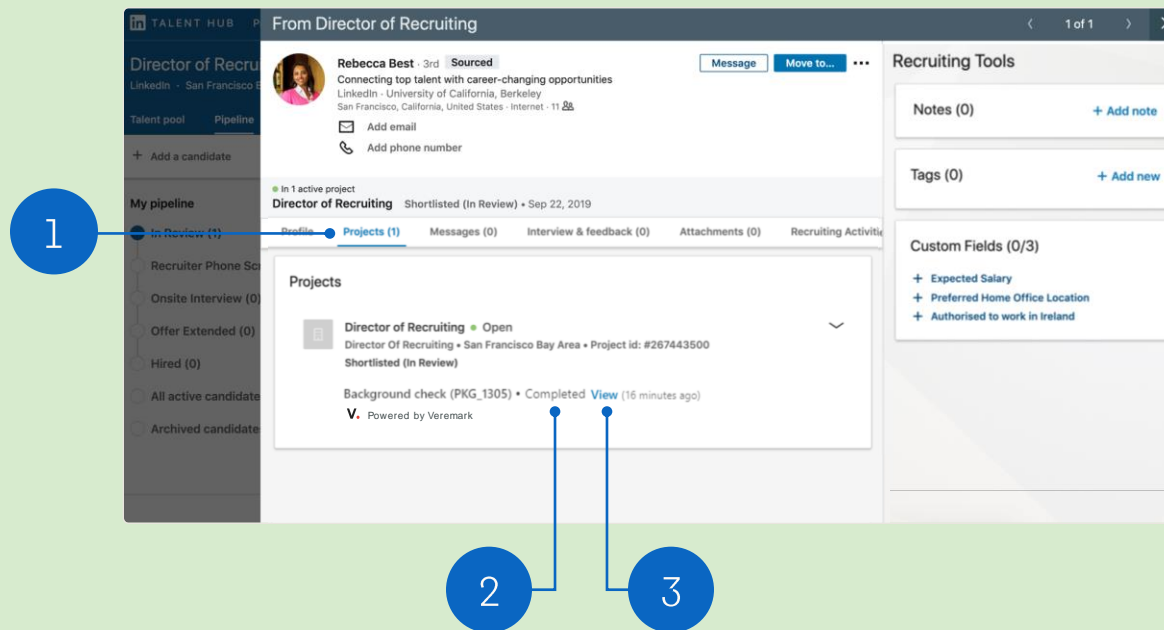
1. If needed, manually enter the candidate's email address by clicking the pencil icon.
2. Click "Start check." Veremark will send the candidate an email requesting the required information. Once the information has been uploaded, the background or reference check will begin.



View status

1. Once a background or reference check has been initiated, go to the “Projects” tab on the candidate’s profile for updates.
2. You can view the status of the check—or its results once it’s been completed.
3. Click “View” to get more details. You’ll be prompted to sign into your Veremark account.

All Talent Hub users will be able to view whether a check has been initiated on an account.



FAQ



1. Can existing Veremark customers enable the integration from Talent Hub?

Yes, existing Veremark customers can enable the integration within the [Talent Hub product settings](#).

2. How do I sign up for Veremark as a new customer?

New customers cannot sign up for Veremark through Talent Hub. Please reach out to Veremark for more information [here](#).

3. What permissions/licenses are required to use Veremark?

Only Talent Solutions Administrators or users with Project Owner or Sourcer roles can initiate reference checks for candidates.

4. Does the requestor email have to be the same as the email associated with my Veremark account?

Yes, the requestor's email has to be the same as the email associated with their Veremark account.

Questions?

We're here to help you master integrations in Talent Hub.

You'll find more answers in the [Help Center](#) — and your LinkedIn Support team is always available for additional support.

Thank you.

