

LMS Integration

LinkedIn Learning supports the AICC standard for integration with a learning management system (LMS). Explore the benefits, technical requirements and frequently asked questions.

Benefits of LMS Integration

- **Tracking user course progress.** LinkedIn Learning communicates the user's % course completion (0 - 100) and the status (incomplete or complete) back to the Learning Management System.
- **Discoverability.** Most Learning Management Systems index all content uploaded into the LMS and have search functionality; uploading LinkedIn Learning courses into your LMS allows your users to search for, find, and launch LinkedIn Learning content from within your LMS.

AICC Packages

AICC packages contain course metadata (course title, author, description, etc.) in a .zip file, and can be downloaded in bulk for the entire LinkedIn Learning library, or by individual course. These packages can then be uploaded into your Learning Management System.

Technical Requirements

- **AICC 4.0 compliant LMS.** LinkedIn Learning supports AICC 4.0. If you are unsure which version(s) of AICC your LMS supports, contact your LMS provider for further guidance.
- **Registration / authentication configuration.** AICC is an LMS integration standard. It is not an authentication standard; in order to view LinkedIn Learning content, your users will need to log into LinkedIn Learning. This can be done using local credentials (username / password), or Single Sign-On (SAML 2.0).
- **Web-accessible LMS deployment.** The LinkedIn Learning implementation of AICC uses the HTTP/S-based AICC/CMI Protocol (HACP) to send AICC messages over HTTP/S. Your LMS must be capable of receiving HACP messages over the Internet.

Enable AICC Integration

1. From the Learning Admin interface, select **Settings > LMS Settings**.
2. Toggle the **Setup AICC Integration** dropdown arrow to display the configuration panel.

The LMS host name is used to ensure the security of your learners' data. If you are unsure of the correct value, contact your system administrator or LMS provider.

Setup AICC Integration Enabled ^

Enable and test integration with your learning management system (LMS).

Enable LMS Integration

If your LMS is compatible with AICC, you can download AICC packages containing data about our courses and then integrate that data into your LMS. Your learners will be able to see information about our courses in your LMS and then access our courses on LinkedIn Learning. We will then report their progress back to your LMS.

Provide the host name of your learning management system. We will use this to ensure the security of your learners data.

Host name

[Update host name](#)

Contact your LMS administrator for your host name.

[Disable Integration](#)

Downloading Packages

Option 1 – Download course packages for the entire library:

1. From the **LMS Settings** interface, select **Download AICC Packages dropdown arrow** to display the configuration panel.
2. Select **Download AICC Packages** to begin the file download.
3. On subsequent visits to this setting, you will be given the option to download AICC packages for all new courses.

Download AICC Packages Last download: September 28, 2016 ^

Download AICC packages for LinkedIn Learning courses, and then import into your learning management system course catalog.

Packages for every course in the LinkedIn Learning online library

Packages for every new course since: September 28, 2016

[Download AICC Packages](#)

Option 2 – Download individual course packages:

1. Once AICC is enabled, navigate to the Content tab in the menu bar. From the content tab, search for a test course. Once the desired course populates, select it.

HOME PEOPLE **CONTENT** REPORTS SETTINGS


Explore Recommendation history Learning Paths


managing your time x Q

managing your time


managing your time with todd dewett

managing your time todd dewett

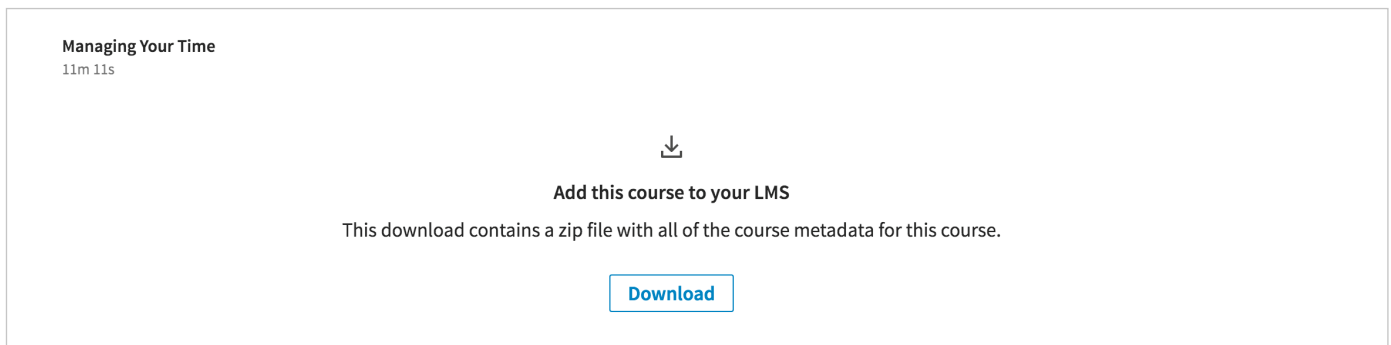
 **Managing Your Time**
Course · 11m 11s

 **Managing your time**
Video · 4m 45s

Topics



2. Scroll down, and you will see an option to download the LMS file. When you click the “Download” button, a zipped version of an AICC course package will be downloaded to your computer.



Frequently Asked Questions

Do my users log in to access the LinkedIn Learning courses?

Yes, all users must authenticate to access courses. We offer several different ways for users at organizations to authenticate with our system, by using either local credentials or SSO.

Can my users access LinkedIn Learning courses on a mobile device?

Yes, however, any learning activity will not be reported to your LMS.

If a user navigates to LinkedIn Learning directly, will their activity be sent back to our LMS?

No. In order to communicate activity back to the LMS, content must be launched from the LMS.

After launching a LinkedIn Learning course from my LMS, what activity gets reported back to the LMS?

In order to communicate activity back to the LMS, content must be launched from the LMS. Both course completions and courses in progress will be reported back. The only activity that is reported back is from the course that was launched from the LMS. If a user then navigates into other courses, that subsequent viewing activity will not be sent back to the LMS. Thus, each course viewing needs to start from the LMS.

Does LinkedIn Learning support Sharable Content Object Reference Model aka SCORM?

No. A SCORM content package is a ZIP file containing video contents. All content is hosted and viewed on LinkedIn Learning.

Can I integrate with LinkedIn Learning if my LMS is behind a firewall?

No. By design, the HTTP AICC Communication Protocol (HACP) requires that an LMS can communicate over the HTTP protocol.

Does LinkedIn Learning support AICC 3.5 and 2.2?

No. LinkedIn Learning supports exclusively AICC 4.0.